

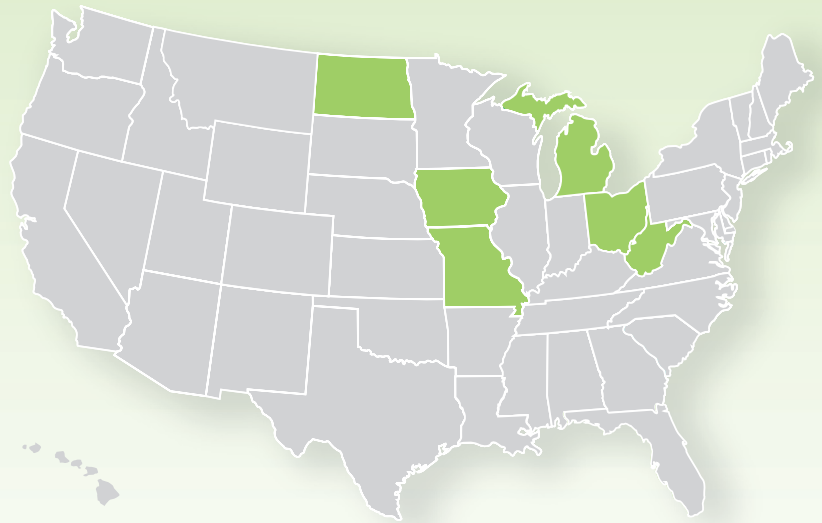
# Hospital Cash Plan

Rate Sheet

June 2009

Policy - 90840

Area 4



Rates Apply to states shaded Green

**HUMANA**  
Guidance when you need it most

Humana Financial Protection Products

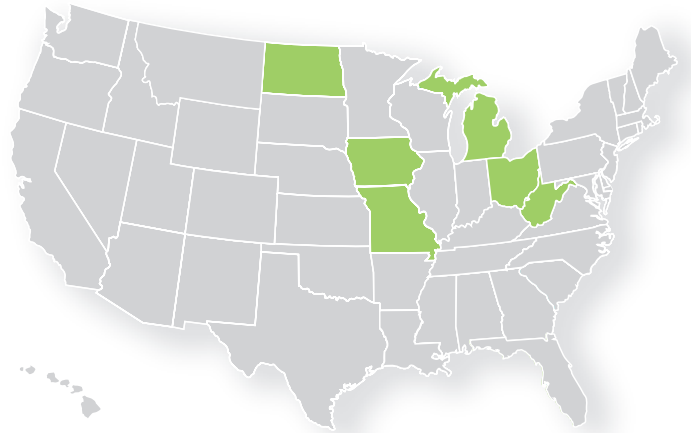
# Hospital Fund Monthly Rates • Area 4

## Single Rates

### Base Policy

Issue	\$250		\$500		\$1000		\$1500		\$2000	
	Male	Female	Male	Female	Male	Female	Male	Female	Male	Female
Age										
0-44	16.17	25.32	18.46	31.15	23.05	42.81	27.65	54.47	32.23	66.13
45-54	18.47	19.78	22.87	23.94	31.66	32.26	40.47	40.57	49.27	48.87
55-64	22.35	22.79	28.77	28.67	41.62	40.41	54.47	52.15	67.32	63.90
65-69	24.96	26.08	31.15	32.16	43.51	44.33	55.87	56.50	68.24	68.68
<b>\$50 Optional Daily Benefit</b>										
0-44	2.23	3.89	2.23	3.89	2.23	3.89	2.23	3.89	2.23	3.89
45-54	4.42	3.88	4.42	3.88	4.42	3.88	4.42	3.88	4.42	3.88
55-64	6.84	5.99	6.84	5.99	6.84	5.99	6.84	5.99	6.84	5.99
65-69	7.28	6.59	7.28	6.59	7.28	6.59	7.28	6.59	7.28	6.59
<b>\$100 Optional Daily Benefit</b>										
0-44	4.46	7.80	4.46	7.80	4.46	7.80	4.46	7.80	4.46	7.80
45-54	8.85	7.74	8.85	7.74	8.85	7.74	8.85	7.74	8.85	7.74
55-64	13.67	11.98	13.67	11.98	13.67	11.98	13.67	11.98	13.67	11.98
65-69	14.55	13.18	14.55	13.18	14.55	13.18	14.55	13.18	14.55	13.18
<b>\$200 Optional Daily Benefit</b>										
0-44	8.93	15.58	8.93	15.58	8.93	15.58	8.93	15.58	8.93	15.58
45-54	17.69	15.48	17.69	15.48	17.69	15.48	17.69	15.48	17.69	15.48
55-64	27.36	23.98	27.36	23.98	27.36	23.98	27.36	23.98	27.36	23.98
65-69	29.11	26.37	29.11	26.37	29.11	26.37	29.11	26.37	29.11	26.37

## Policy - 90840



## Single Parent Rates

### Base Policy

Issue	\$250		\$500		\$1000		\$1500		\$2000	
	Male	Female	Male	Female	Male	Female	Male	Female	Male	Female
Age										
0-44	36.88	57.72	42.09	71.03	52.54	97.61	63.03	124.19	73.50	150.77
45-54	42.12	45.10	52.15	54.58	72.19	73.55	92.27	92.50	112.35	111.44
55-64	50.96	51.96	65.59	65.36	94.89	92.14	124.19	118.91	153.48	145.69
65-69	56.91	59.47	71.03	73.33	99.20	101.07	127.40	128.82	155.60	156.59
<b>\$50 Optional Daily Benefit</b>										
0-44	5.08	8.87	5.08	8.87	5.08	8.87	5.08	8.87	5.08	8.87
45-54	10.07	8.83	10.07	8.83	10.07	8.83	10.07	8.83	10.07	8.83
55-64	15.61	13.67	15.61	13.67	15.61	13.67	15.61	13.67	15.61	13.67
65-69	16.61	15.02	16.61	15.02	16.61	15.02	16.61	15.02	16.61	15.02
<b>\$100 Optional Daily Benefit</b>										
0-44	10.17	17.78	10.17	17.78	10.17	17.78	10.17	17.78	10.17	17.78
45-54	20.18	17.65	20.18	17.65	20.18	17.65	20.18	17.65	20.18	17.65
55-64	31.17	27.33	31.17	27.33	31.17	27.33	31.17	27.33	31.17	27.33
65-69	33.18	30.05	33.18	30.05	33.18	30.05	33.18	30.05	33.18	30.05
<b>\$200 Optional Daily Benefit</b>										
0-44	20.36	35.51	20.36	35.51	20.36	35.51	20.36	35.51	20.36	35.51
45-54	40.34	35.29	40.34	35.29	40.34	35.29	40.34	35.29	40.34	35.29
55-64	62.38	54.68	62.38	54.68	62.38	54.68	62.38	54.68	62.38	54.68
65-69	66.37	60.12	66.37	60.12	66.37	60.12	66.37	60.12	66.37	60.12

## Family Rates

### Base Policy

Issue	\$250	\$500	\$1000	\$1500	\$2000
	Unisex	Unisex	Unisex	Unisex	Unisex
Age					
0-44	77.39	92.52	122.83	153.14	183.44
45-54	71.34	87.31	119.22	151.14	183.05
55-64	84.19	107.12	152.98	198.85	244.71
65-69	95.21	118.08	163.82	209.58	255.36
<b>\$50 Optional Daily Benefit</b>					
0-44	11.42	11.42	11.42	11.42	11.42
45-54	15.46	15.46	15.46	15.46	15.46
55-64	23.94	23.94	23.94	23.94	23.94
65-69	25.87	25.87	25.87	25.87	25.87
<b>\$100 Optional Daily Benefit</b>					
0-44	22.85	22.85	22.85	22.85	22.85
45-54	30.93	30.93	30.93	30.93	30.93
55-64	47.85	47.85	47.85	47.85	47.85
65-69	51.71	51.71	51.71	51.71	51.71
<b>\$200 Optional Daily Benefit</b>					
0-44	45.71	45.71	45.71	45.71	45.71
45-54	61.87	61.87	61.87	61.87	61.87
55-64	95.76	95.76	95.76	95.76	95.76
65-69	103.47	103.47	103.47	103.47	103.47



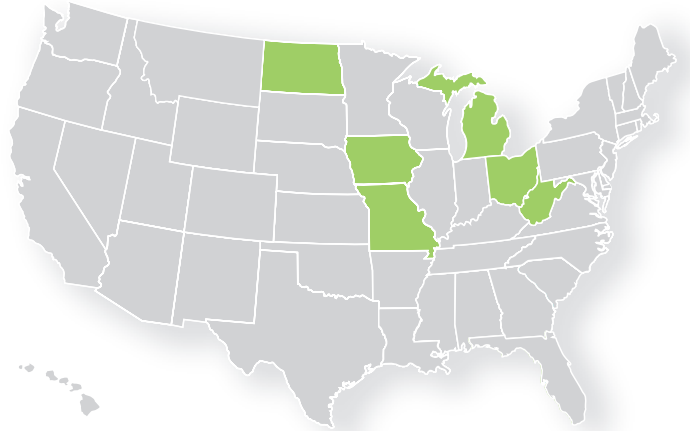
# Hospital Fund Annual Rates • Area 4

## Single Rates

### Base Policy

Issue	\$250		\$500		\$1000		\$1500		\$2000	
	Male	Female	Male	Female	Male	Female	Male	Female	Male	Female
Age										
0-44	194.09	303.82	221.52	373.86	276.56	513.76	331.77	653.65	386.81	793.55
45-54	221.69	237.37	274.51	287.29	379.99	387.15	485.64	486.83	591.29	586.52
55-64	268.21	273.49	345.23	344.04	499.44	484.96	653.65	625.88	807.87	766.80
65-69	299.56	313.02	373.86	385.96	522.11	531.99	670.52	678.02	818.94	824.22
<b>\$50 Optional Daily Benefit</b>										
0-44	26.75	46.69	26.75	46.69	26.75	46.69	26.75	46.69	26.75	46.69
45-54	52.99	46.52	52.99	46.52	52.99	46.52	52.99	46.52	52.99	46.52
55-64	82.13	71.91	82.13	71.91	82.13	71.91	82.13	71.91	82.13	71.91
65-69	87.42	79.07	87.42	79.07	87.42	79.07	87.42	79.07	87.42	79.07
<b>\$100 Optional Daily Benefit</b>										
0-44	53.51	93.55	53.51	93.55	53.51	93.55	53.51	93.55	53.51	93.55
45-54	106.16	92.87	106.16	92.87	106.16	92.87	106.16	92.87	106.16	92.87
55-64	164.10	143.82	164.10	143.82	164.10	143.82	164.10	143.82	164.10	143.82
65-69	174.66	158.13	174.66	158.13	174.66	158.13	174.66	158.13	174.66	158.13
<b>\$200 Optional Daily Benefit</b>										
0-44	107.18	186.93	107.18	186.93	107.18	186.93	107.18	186.93	107.18	186.93
45-54	212.32	185.74	212.32	185.74	212.32	185.74	212.32	185.74	212.32	185.74
55-64	328.36	287.81	328.36	287.81	328.36	287.81	328.36	287.81	328.36	287.81
65-69	349.32	316.43	349.32	316.43	349.32	316.43	349.32	316.43	349.32	316.43

## Policy - 90840



## Single Parent Rates

### Base Policy

Issue	\$250		\$500		\$1000		\$1500		\$2000	
	Male	Female	Male	Female	Male	Female	Male	Female	Male	Female
Age										
0-44	442.53	692.68	505.07	852.34	630.48	1,171.33	756.41	1,490.32	881.99	1,809.31
45-54	505.41	541.19	625.88	655.02	866.31	882.67	1,107.26	1,109.99	1,348.20	1,337.30
55-64	611.57	623.49	787.08	784.35	1,138.78	1,105.73	1,490.32	1,426.93	1,841.85	1,748.30
65-69	682.96	713.64	852.34	879.95	1,190.41	1,212.91	1,528.83	1,545.87	1,867.24	1,879.17
<b>\$50 Optional Daily Benefit</b>										
0-44	61.00	106.50	61.00	106.50	61.00	106.50	61.00	106.50	61.00	106.50
45-54	120.81	105.99	120.81	105.99	120.81	105.99	120.81	105.99	120.81	105.99
55-64	187.27	164.10	187.27	164.10	187.27	164.10	187.27	164.10	187.27	164.10
65-69	199.37	180.28	199.37	180.28	199.37	180.28	199.37	180.28	199.37	180.28
<b>\$100 Optional Daily Benefit</b>										
0-44	122.01	213.34	122.01	213.34	122.01	213.34	122.01	213.34	122.01	213.34
45-54	242.14	211.81	242.14	211.81	242.14	211.81	242.14	211.81	242.14	211.81
55-64	374.03	328.02	374.03	328.02	374.03	328.02	374.03	328.02	374.03	328.02
65-69	398.22	360.57	398.22	360.57	398.22	360.57	398.22	360.57	398.22	360.57
<b>\$200 Optional Daily Benefit</b>										
0-44	244.35	426.17	244.35	426.17	244.35	426.17	244.35	426.17	244.35	426.17
45-54	484.11	423.44	484.11	423.44	484.11	423.44	484.11	423.44	484.11	423.44
55-64	748.57	656.21	748.57	656.21	748.57	656.21	748.57	656.21	748.57	656.21
65-69	796.45	721.47	796.45	721.47	796.45	721.47	796.45	721.47	796.45	721.47

## Family Rates

### Base Policy

Issue	\$250	\$500	\$1000	\$1500	\$2000
	Unisex	Unisex	Unisex	Unisex	Unisex
Age					
0-44	928.68	1,110.33	1,473.96	1,837.76	2,201.40
45-54	856.09	1,047.79	1,430.68	1,813.74	2,196.63
55-64	1,010.30	1,285.50	1,835.89	2,386.28	2,936.67
65-69	1,142.53	1,417.05	1,965.90	2,515.10	3,064.47
<b>\$50 Optional Daily Benefit</b>					
0-44	137.00	137.00	137.00	137.00	137.00
45-54	185.57	185.57	185.57	185.57	185.57
55-64	287.29	287.29	287.29	287.29	287.29
65-69	310.47	310.47	310.47	310.47	310.47
<b>\$100 Optional Daily Benefit</b>					
0-44	274.17	274.17	274.17	274.17	274.17
45-54	371.13	371.13	371.13	371.13	371.13
55-64	574.25	574.25	574.25	574.25	574.25
65-69	620.60	620.60	620.60	620.60	620.60
<b>\$200 Optional Daily Benefit</b>					
0-44	548.52	548.52	548.52	548.52	548.52
45-54	742.43	742.43	742.43	742.43	742.43
55-64	1,149.18	1,149.18	1,149.18	1,149.18	1,149.18
65-69	1,241.70	1,241.70	1,241.70	1,241.70	1,241.70