

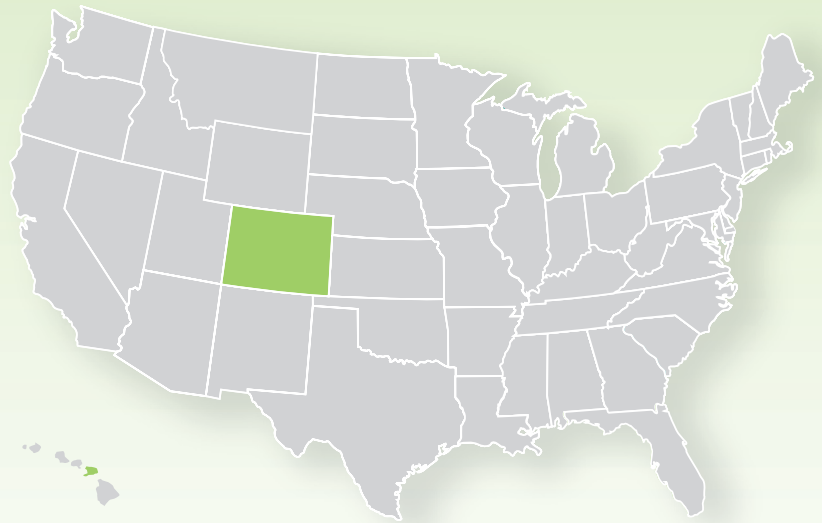
Hospital Cash Plan

Rate Sheet

June 2009

Policy - 90840

Area 1 MLR



HUMANA
Guidance when you need it most

Humana Financial Protection Products

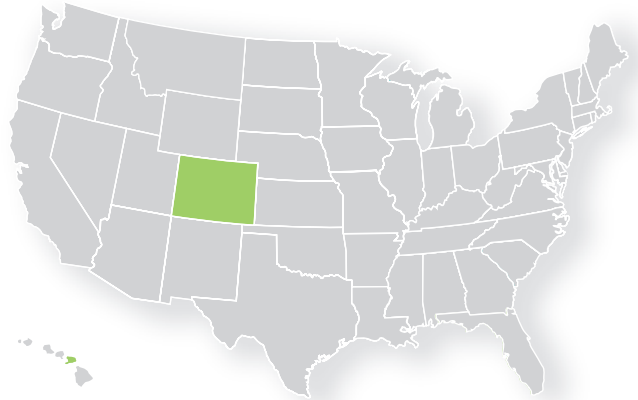
Hospital Fund Monthly Rates • Area 1MLR

Single Rates

Base Policy

Issue	\$250		\$500		\$1000		\$1500		\$2000	
	Male	Female	Male	Female	Male	Female	Male	Female	Male	Female
Age										
18-44	7.96	12.48	9.10	15.35	11.36	21.10	13.62	26.84	15.88	32.59
45-54	9.10	9.74	11.26	11.79	15.60	15.89	19.93	19.98	24.27	24.08
55-64	10.98	11.19	14.14	14.08	20.45	19.85	26.77	25.63	33.07	31.39
65-69	12.02	12.55	15.00	15.49	20.97	21.36	26.94	27.23	33.07	33.10
\$50 Optional Daily Benefit										
18-44	1.10	1.91	1.10	1.91	1.10	1.91	1.10	1.91	1.10	1.91
45-54	2.18	1.91	2.18	1.91	2.18	1.91	2.18	1.91	2.18	1.91
55-64	3.36	2.95	3.36	2.95	3.66	2.95	3.36	2.95	3.36	2.95
65-69	3.51	3.18	3.51	3.18	3.51	3.18	3.51	3.18	3.51	3.18
\$100 Optional Daily Benefit										
18-44	2.20	3.84	2.20	3.84	2.20	3.84	2.20	3.84	2.20	3.84
45-54	4.36	3.81	4.36	3.81	4.36	3.81	4.36	3.81	4.36	3.81
55-64	6.72	5.90	6.72	5.90	6.72	5.90	6.72	5.90	6.72	5.90
65-69	7.01	6.35	7.01	6.35	7.01	6.35	7.01	6.35	7.01	6.35
\$200 Optional Daily Benefit										
18-44	4.40	7.68	4.40	7.68	4.40	7.68	4.40	7.68	4.40	7.68
45-54	8.72	7.62	8.72	7.62	8.72	7.62	8.72	7.62	8.72	7.62
55-64	13.44	11.79	13.44	11.79	13.44	11.79	13.44	11.79	13.44	11.79
65-69	14.04	12.71	14.04	12.71	14.04	12.71	14.04	12.71	14.04	12.71

Policy - 90840



Single Parent Rates

Base Policy

Issue	\$250		\$500		\$1000		\$1500		\$2000	
	Male	Female	Male	Female	Male	Female	Male	Female	Male	Female
Age										
18-44	18.16	28.45	20.74	35.00	25.91	48.10	31.05	61.20	36.21	74.30
45-54	20.74	22.21	25.68	26.90	35.57	36.23	45.45	45.55	55.33	54.89
55-64	25.04	25.52	32.23	32.11	46.62	45.26	61.03	58.43	75.41	71.58
65-69	27.41	28.63	34.21	35.32	47.82	48.71	61.43	62.08	75.41	75.48
\$50 Optional Daily Benefit										
18-44	2.52	4.36	2.52	4.36	2.52	4.36	2.52	4.36	2.52	4.36
45-54	4.98	4.35	4.98	4.35	4.98	4.35	4.98	4.35	4.98	4.35
55-64	7.65	6.73	7.65	6.73	7.65	6.73	7.65	6.73	7.65	6.73
65-69	8.00	7.24	8.00	7.24	8.00	7.24	8.00	7.24	8.00	7.24
\$100 Optional Daily Benefit										
18-44	5.03	8.75	5.03	8.75	5.03	8.75	5.03	8.75	5.03	8.75
45-54	9.95	8.70	9.95	8.70	9.95	8.70	9.95	8.70	9.95	8.70
55-64	15.31	13.45	15.31	13.45	15.31	13.45	15.31	13.45	15.31	13.45
65-69	15.99	14.49	15.99	14.49	15.99	14.49	15.99	14.49	15.99	14.49
\$200 Optional Daily Benefit										
18-44	10.04	17.50	10.04	17.50	10.04	17.50	10.04	17.50	10.04	17.50
45-54	19.87	17.38	19.87	17.38	19.87	17.38	19.87	17.38	19.87	17.38
55-64	30.63	26.88	30.63	26.88	30.63	26.88	30.63	26.88	30.63	26.88
65-69	32.00	28.99	32.00	28.99	32.00	28.99	32.00	28.99	32.00	28.99

Family Rates

Base Policy

Issue	\$250	\$500	\$1000	\$1500	\$2000
	Unisex	Unisex	Unisex	Unisex	Unisex
Age					
18-44	38.13	45.60	60.53	75.46	90.40
45-54	35.13	43.00	58.74	74.44	90.16
55-64	41.36	52.63	75.16	97.71	120.24
65-69	45.83	56.86	78.96	101.03	123.42
\$50 Optional Daily Benefit					
18-44	5.62	5.62	5.62	5.62	5.62
45-54	7.62	7.62	7.62	7.62	7.62
55-64	11.76	11.76	11.76	11.76	11.76
65-69	12.47	12.47	12.47	12.47	12.47
\$100 Optional Daily Benefit					
18-44	11.27	11.27	11.27	11.27	11.27
45-54	15.25	15.25	15.25	15.25	15.25
55-64	23.53	23.53	23.53	23.53	23.53
65-69	24.93	24.93	24.93	24.93	24.93
\$200 Optional Daily Benefit					
18-44	22.52	22.52	22.52	22.52	22.52
45-54	30.47	30.47	30.47	30.47	30.47
55-64	47.04	47.04	47.04	47.04	47.04
65-69	49.89	49.89	49.89	49.89	49.89

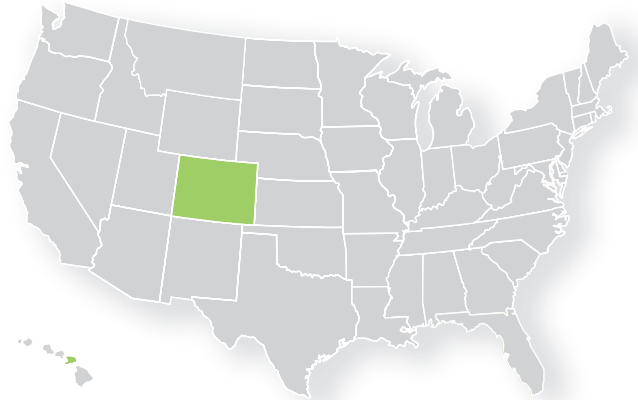
Hospital Fund Semi-Annual Rates • Area 1MLR

Single Rates

Base Policy

Issue	\$250		\$500		\$1000		\$1500		\$2000	
	Male	Female	Male	Female	Male	Female	Male	Female	Male	Female
Age										
18-44	47.79	74.88	54.59	92.11	68.17	126.59	81.72	161.06	95.31	195.54
45-54	54.59	58.46	67.58	70.77	93.62	95.35	119.61	119.88	145.60	144.46
55-64	65.89	67.17	84.82	84.50	122.71	119.11	160.61	153.77	198.45	188.38
65-69	72.14	75.33	90.02	92.94	125.86	128.18	161.65	163.39	198.45	198.64
\$50 Optional Daily Benefit										
18-44	6.61	11.49	6.61	11.49	6.61	11.49	6.61	11.49	6.61	11.49
45-54	13.09	11.45	13.09	11.45	13.09	11.45	13.09	11.45	13.09	11.45
55-64	20.16	17.70	20.16	17.70	20.16	17.70	20.16	17.70	20.16	17.70
65-69	21.07	19.06	21.07	19.06	21.07	19.06	21.07	19.06	21.07	19.06
\$100 Optional Daily Benefit										
18-44	13.23	23.03	13.23	23.03	13.23	23.03	13.23	23.03	13.23	23.03
45-54	26.18	22.89	26.18	22.89	26.18	22.89	26.18	22.89	26.18	22.89
55-64	40.31	35.39	40.31	35.39	40.31	35.39	40.31	35.39	40.31	35.39
65-69	42.09	38.12	42.09	38.12	42.09	38.12	42.09	38.12	42.09	38.12
\$200 Optional Daily Benefit										
18-44	26.40	46.06	26.40	46.06	26.40	46.06	26.40	46.06	26.40	46.06
45-54	52.31	45.74	52.31	45.74	52.31	45.74	52.31	45.74	52.31	45.74
55-64	80.62	70.73	80.62	70.73	80.62	70.73	80.62	70.73	80.62	70.73
65-69	84.23	76.29	84.23	76.29	84.23	76.29	84.23	76.29	84.23	76.29

Policy - 90840



Single Parent Rates

Base Policy

Issue	\$250		\$500		\$1000		\$1500		\$2000	
	Male	Female	Male	Female	Male	Female	Male	Female	Male	Female
Age										
18-44	108.94	170.73	124.44	210.04	155.45	288.60	186.32	367.22	217.29	445.83
45-54	124.44	133.29	154.08	161.38	213.46	217.38	272.69	273.33	331.97	329.37
55-64	150.25	153.13	193.39	192.66	279.76	271.55	366.17	350.58	452.49	429.51
65-69	164.48	171.78	205.25	211.91	286.96	292.25	368.59	372.51	452.49	452.90
\$50 Optional Daily Benefit										
18-44	15.10	26.18	15.10	26.18	15.10	26.18	15.10	26.18	15.10	26.18
45-54	29.87	26.09	29.87	26.09	29.87	26.09	29.87	26.09	29.87	26.09
55-64	45.92	40.36	45.92	40.36	45.92	40.36	45.92	40.36	45.92	40.36
65-69	48.02	43.46	48.02	43.46	48.02	43.46	48.02	43.46	48.02	43.46
\$100 Optional Daily Benefit										
18-44	30.19	52.49	30.19	52.49	30.19	52.49	30.19	52.49	30.19	52.49
45-54	59.69	52.21	59.69	52.21	59.69	52.21	59.69	52.21	59.69	52.21
55-64	91.89	80.71	91.89	80.71	91.89	80.71	91.89	80.71	91.89	80.71
65-69	95.94	86.92	95.94	86.92	95.94	86.92	95.94	86.92	95.94	86.92
\$200 Optional Daily Benefit										
18-44	60.24	105.02	60.24	105.02	60.24	105.02	60.24	105.02	60.24	105.02
45-54	119.25	104.29	119.25	104.29	119.25	104.29	119.25	104.29	119.25	104.29
55-64	183.82	161.29	183.82	161.29	183.82	161.29	183.82	161.29	183.82	161.29
65-69	192.02	173.92	192.02	173.92	192.02	173.92	192.02	173.92	192.02	173.92

Family Rates

Base Policy

Issue	\$250	\$500	\$1000	\$1500	\$2000
	Unisex	Unisex	Unisex	Unisex	Unisex
Age					
18-44	228.78	273.60	363.21	452.76	542.41
45-54	210.81	258.01	352.44	446.65	540.96
55-64	248.16	315.78	450.99	586.28	721.44
65-69	275.02	341.18	473.79	606.21	740.55
\$50 Optional Daily Benefit					
18-44	33.75	33.75	33.75	33.75	33.75
45-54	45.74	45.74	45.74	45.74	45.74
55-64	70.59	70.59	70.59	70.59	70.59
65-69	74.83	74.83	74.83	74.83	74.83
\$100 Optional Daily Benefit					
18-44	67.63	67.63	67.63	67.63	67.63
45-54	91.52	91.52	91.52	91.52	91.52
55-64	141.18	141.18	141.18	141.18	141.18
65-69	149.62	149.62	149.62	149.62	149.62
\$200 Optional Daily Benefit					
18-44	135.12	135.12	135.12	135.12	135.12
45-54	182.86	182.86	182.86	182.86	182.86
55-64	282.27	282.27	282.27	282.27	282.27
65-69	299.37	299.37	299.37	299.37	299.37

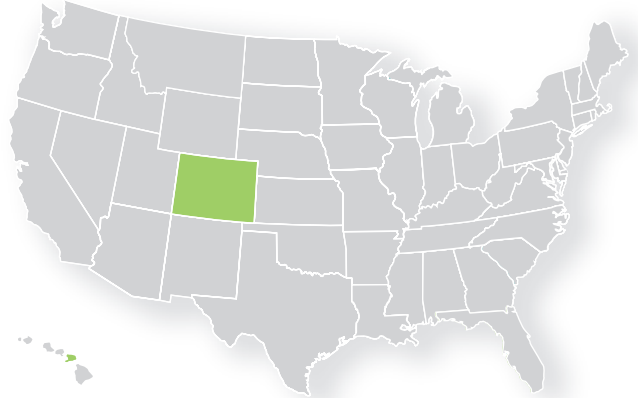
Hospital Fund Annual Rates • Area 1MLR

Single Rates

Base Policy

Issue	\$250		\$500		\$1000		\$1500		\$2000	
	Male	Female	Male	Female	Male	Female	Male	Female	Male	Female
Age										
18-44	95.58	149.75	109.17	184.22	136.34	253.17	163.43	322.12	190.61	391.07
45-54	109.17	116.92	135.16	141.54	187.23	190.70	239.22	239.76	291.20	288.92
55-64	131.78	134.34	169.63	168.99	245.42	238.21	321.21	307.53	396.90	376.75
65-69	144.28	150.66	180.03	185.87	251.71	256.36	323.30	326.77	396.90	397.27
\$50 Optional Daily Benefit										
18-44	13.22	22.98	13.22	22.98	13.22	22.98	13.22	22.98	13.22	22.98
45-54	26.17	22.89	26.17	22.89	26.17	22.89	26.17	22.89	26.17	22.89
55-64	40.31	35.39	40.31	35.39	40.31	35.39	40.31	35.39	40.31	35.39
65-69	42.13	38.12	42.13	38.12	42.13	38.12	42.13	38.12	42.13	38.12
\$100 Optional Daily Benefit										
18-44	26.45	46.06	26.45	46.06	26.45	46.06	26.45	46.06	26.45	46.06
45-54	52.35	45.78	52.35	45.78	52.35	45.78	52.35	45.78	52.35	45.78
55-64	80.62	70.77	80.62	70.77	80.62	70.77	80.62	70.77	80.62	70.77
65-69	84.18	76.24	84.18	76.24	84.18	76.24	84.18	76.24	84.18	76.24
\$200 Optional Daily Benefit										
18-44	52.80	92.11	52.80	92.11	52.80	92.11	52.80	92.11	52.80	92.11
45-54	104.61	91.47	104.61	91.47	104.61	91.47	104.61	91.47	104.61	91.47
55-64	161.24	141.45	161.24	141.45	161.24	141.45	161.24	141.45	161.24	141.45
65-69	168.45	152.58	168.45	152.58	168.45	152.58	168.45	152.58	168.45	152.58

Policy - 90840



Single Parent Rates

Base Policy

Issue	\$250		\$500		\$1000		\$1500		\$2000	
	Male	Female	Male	Female	Male	Female	Male	Female	Male	Female
Age										
18-44	217.88	341.45	248.88	420.07	310.90	577.20	372.64	734.43	434.57	891.66
45-54	248.88	266.58	308.16	322.76	426.91	434.75	545.38	546.65	663.94	658.74
55-64	300.50	306.25	386.78	385.32	559.51	543.10	732.34	701.15	904.98	859.01
65-69	328.96	343.55	410.49	423.81	573.92	584.50	737.17	745.01	904.98	905.80
\$50 Optional Daily Benefit										
18-44	30.19	52.35	30.19	52.35	30.19	52.35	30.19	52.35	30.19	52.35
45-54	59.74	52.17	59.74	52.17	59.74	52.17	59.74	52.17	59.74	52.17
55-64	91.84	80.71	91.84	80.71	91.84	80.71	91.84	80.71	91.84	80.71
65-69	96.03	86.91	96.03	86.91	96.03	86.91	96.03	86.91	96.03	86.91
\$100 Optional Daily Benefit										
18-44	60.37	104.97	60.37	104.97	60.37	104.97	60.37	104.97	60.37	104.97
45-54	119.38	104.42	119.38	104.42	119.38	104.42	119.38	104.42	119.38	104.42
55-64	183.77	161.42	183.77	161.42	183.77	161.42	183.77	161.42	183.77	161.42
65-69	191.88	173.83	191.88	173.83	191.88	173.83	191.88	173.83	191.88	173.83
\$200 Optional Daily Benefit										
18-44	120.48	210.03	120.48	210.03	120.48	210.03	120.48	210.03	120.48	210.03
45-54	238.49	208.57	238.49	208.57	238.49	208.57	238.49	208.57	238.49	208.57
55-64	367.63	322.57	367.63	322.57	367.63	322.57	367.63	322.57	367.63	322.57
65-69	384.04	347.84	384.04	347.84	384.04	347.84	384.04	347.84	384.04	347.84

Family Rates

Base Policy

Issue	\$250	\$500	\$1000	\$1500	\$2000
	Unisex	Unisex	Unisex	Unisex	Unisex
Age					
18-44	457.55	547.20	726.41	905.52	1,084.82
45-54	421.62	516.01	704.88	893.30	1,081.91
55-64	496.31	631.56	901.97	1,172.56	1,442.88
65-69	550.03	682.36	947.57	1,212.41	1,481.09
\$50 Optional Daily Benefit					
18-44	67.49	67.49	67.49	67.49	67.49
45-54	91.47	91.47	91.47	91.47	91.47
55-64	141.18	141.18	141.18	141.18	141.18
65-69	149.66	149.66	149.66	149.66	149.66
\$100 Optional Daily Benefit					
18-44	135.25	135.25	135.25	135.25	135.25
45-54	183.04	183.04	183.04	183.04	183.04
55-64	282.36	282.36	282.36	282.36	282.36
65-69	299.23	299.23	299.23	299.23	299.23
\$200 Optional Daily Benefit					
18-44	270.23	270.23	270.23	270.23	270.23
	365.71	365.71	365.71	365.71	365.71
55-64	564.53	564.53	564.53	564.53	564.53
65-69	598.73	598.73	598.73	598.73	598.73