

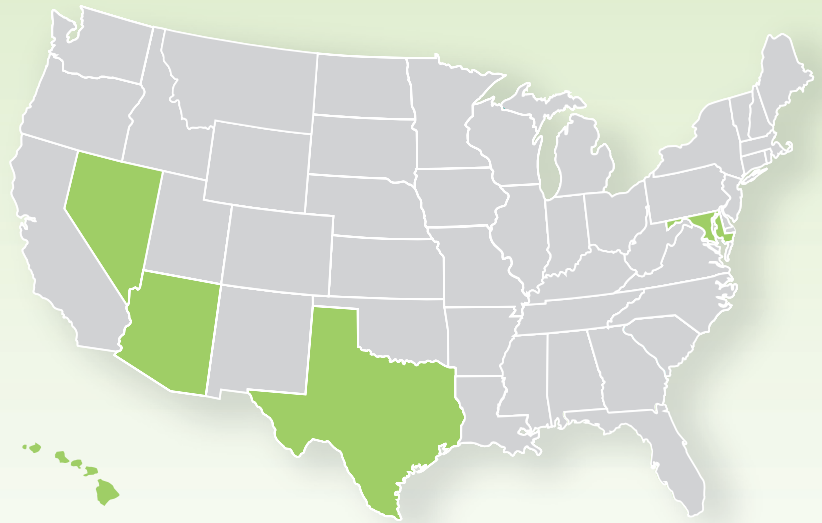
Hospital Cash Plan

Rate Sheet

June 2009

Policy - 90840

Area 1



Rates apply to states in Green

HUMANA[®]
Guidance when you need it most

Humana Financial Protection Products

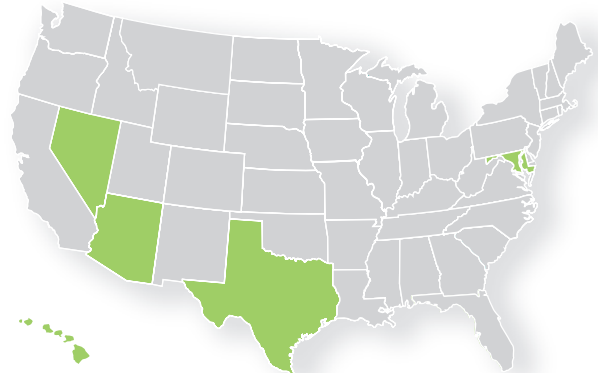
Hospital Fund Monthly Rates • Area 1

Single Rates

Base Policy

Issue	\$250		\$500		\$1000		\$1500		\$2000	
	Male	Female	Male	Female	Male	Female	Male	Female	Male	Female
Age										
18-44	8.66	13.55	9.88	16.67	12.33	22.91	14.80	29.15	17.25	35.39
45-54	9.89	10.59	12.24	12.81	16.95	17.27	21.66	21.71	26.37	26.16
55-64	11.96	12.20	15.40	15.34	22.27	21.63	29.15	27.91	36.03	34.20
65-69	13.36	13.96	16.67	17.21	23.29	23.73	29.90	30.24	36.52	36.76
\$50 Optional Daily Benefit										
18-44	1.19	2.08	1.19	2.08	1.19	2.08	1.19	2.08	1.19	2.08
45-54	2.36	2.07	2.36	2.07	2.36	2.07	2.36	2.07	2.36	2.07
55-64	3.66	3.21	3.66	3.21	3.66	3.21	3.66	3.21	3.66	3.21
65-69	3.90	3.53	3.90	3.53	3.90	3.53	3.90	3.53	3.90	3.53
\$100 Optional Daily Benefit										
18-44	2.39	4.17	2.39	4.17	2.39	4.17	2.39	4.17	2.39	4.17
45-54	4.73	4.14	4.73	4.14	4.73	4.14	4.73	4.14	4.73	4.14
55-64	7.32	6.41	7.32	6.41	7.32	6.41	7.32	6.41	7.32	6.41
65-69	7.79	7.05	7.79	7.05	7.79	7.05	7.79	7.05	7.79	7.05
\$200 Optional Daily Benefit										
18-44	4.78	8.34	4.78	8.34	4.78	8.34	4.78	8.34	4.78	8.34
45-54	9.47	8.28	9.47	8.28	9.47	8.28	9.47	8.28	9.47	8.28
55-64	14.64	12.84	14.64	12.84	14.64	12.84	14.64	12.84	14.64	12.84
65-69	15.58	14.11	15.58	14.11	15.58	14.11	15.58	14.11	15.58	14.11

Policy - 90840



Single Parent Rates

Base Policy

Issue	\$250		\$500		\$1000		\$1500		\$2000	
	Male	Female	Male	Female	Male	Female	Male	Female	Male	Female
Age										
18-44	19.74	30.89	22.53	38.01	28.12	52.24	33.74	66.47	39.34	80.69
45-54	22.54	24.14	27.91	29.21	38.64	39.37	49.38	49.50	60.13	59.64
55-64	27.28	27.81	35.10	34.98	50.79	49.31	66.47	63.64	82.15	77.97
65-69	30.46	31.83	38.01	39.25	53.09	54.09	68.18	68.94	83.28	83.81
\$50 Optional Daily Benefit										
18-44	2.72	4.75	2.72	4.75	2.72	4.75	2.72	4.75	2.72	4.75
45-54	5.39	4.73	5.39	4.73	5.39	4.73	5.39	4.73	5.39	4.73
55-64	8.35	7.32	8.35	7.32	8.35	7.32	8.35	7.32	8.35	7.32
65-69	8.89	8.04	8.89	8.04	8.89	8.04	8.89	8.04	8.89	8.04
\$100 Optional Daily Benefit										
18-44	5.44	9.51	5.44	9.51	5.44	9.51	5.44	9.51	5.44	9.51
45-54	10.80	9.45	10.80	9.45	10.80	9.45	10.80	9.45	10.80	9.45
55-64	16.68	14.63	16.68	14.63	16.68	14.63	16.68	14.63	16.68	14.63
65-69	17.76	16.08	17.76	16.08	17.76	16.08	17.76	16.08	17.76	16.08
\$200 Optional Daily Benefit										
18-44	10.90	19.01	10.90	19.01	10.90	19.01	10.90	19.01	10.90	19.01
45-54	21.59	18.89	21.59	18.89	21.59	18.89	21.59	18.89	21.59	18.89
55-64	33.39	29.27	33.39	29.27	33.39	29.27	33.39	29.27	33.39	29.27
65-69	35.52	32.18	35.52	32.18	35.52	32.18	35.52	32.18	35.52	32.18

Family Rates

Base Policy

Issue	\$250	\$500	\$1000	\$1500	\$2000
	Unisex	Unisex	Unisex	Unisex	Unisex
Age					
18-44	41.42	49.52	65.74	81.96	98.18
45-54	38.18	46.73	63.81	80.89	87.97
55-64	45.06	57.33	81.88	106.43	130.97
65-69	50.96	63.20	87.68	112.17	136.67
\$50 Optional Daily Benefit					
18-44	6.11	6.11	6.11	6.11	6.11
45-54	8.28	8.28	8.28	8.28	8.28
55-64	12.81	12.81	12.81	12.81	12.81
65-69	13.85	13.85	13.85	13.85	13.85
\$100 Optional Daily Benefit					
18-44	12.23	12.23	12.23	12.23	12.23
45-54	16.55	16.55	16.55	16.55	16.55
55-64	25.61	25.61	25.61	25.61	25.61
65-69	27.68	27.68	27.68	27.68	27.68
\$200 Optional Daily Benefit					
18-44	24.46	24.46	24.46	24.46	24.46
45-54	33.11	33.11	33.11	33.11	33.11
55-64	51.25	51.25	51.25	51.25	51.25
65-69	55.38	55.38	55.38	55.38	55.38

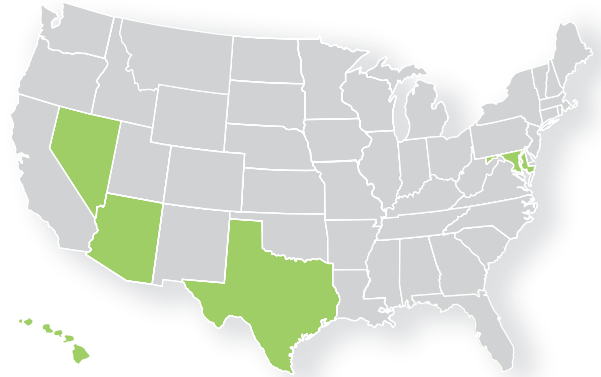
Hospital Fund Semi-Annual Rates • Area 1

Single Rates

Base Policy

Issue	\$250		\$500		\$1000		\$1500		\$2000	
	Male	Female	Male	Female	Male	Female	Male	Female	Male	Female
Age										
18-44	51.94	81.31	59.28	100.05	74.01	137.49	88.79	174.92	103.51	212.36
45-54	59.33	63.52	73.46	76.88	101.69	103.61	129.96	130.28	158.23	156.96
55-64	71.78	73.19	92.39	92.07	133.66	129.78	174.92	167.49	216.19	205.20
65-69	80.17	83.77	100.05	103.29	139.72	142.37	179.44	181.44	219.16	220.57
\$50 Optional Daily Benefit										
18-44	7.16	12.50	7.16	12.50	7.16	12.50	7.16	12.50	7.16	12.50
45-54	14.18	12.45	14.18	12.45	14.18	12.45	14.18	12.45	14.18	12.45
55-64	21.98	19.25	21.98	19.25	21.98	19.25	21.98	19.25	21.98	19.25
65-69	23.40	21.16	23.40	21.16	23.40	21.16	23.40	21.16	23.40	21.16
\$100 Optional Daily Benefit										
18-44	14.32	25.04	14.32	25.04	14.32	25.04	14.32	25.04	14.32	25.04
45-54	28.41	24.85	28.41	24.85	28.41	24.85	28.41	24.85	28.41	24.85
55-64	43.92	38.49	43.92	38.49	43.92	38.49	43.92	38.49	43.92	38.49
65-69	46.74	42.32	46.74	42.32	46.74	42.32	46.74	42.32	46.74	42.32
\$200 Optional Daily Benefit										
18-44	28.68	50.03	28.68	50.03	28.68	50.03	28.68	50.03	28.68	50.03
45-54	56.82	49.71	56.82	49.71	56.82	49.71	56.82	49.71	56.82	49.71
55-64	87.87	77.02	87.87	77.02	87.87	77.02	87.87	77.02	87.87	77.02
65-69	93.48	84.68	93.48	84.68	93.48	84.68	93.48	84.68	93.48	84.68

Policy - 90840



Single Parent Rates

Base Policy

Issue	\$250		\$500		\$1000		\$1500		\$2000	
	Male	Female	Male	Female	Male	Female	Male	Female	Male	Female
Age										
18-44	118.43	185.37	135.16	228.09	168.72	313.46	202.42	398.82	236.03	484.18
45-54	135.25	144.83	167.49	175.29	231.83	236.21	296.31	297.04	360.79	357.87
55-64	163.66	166.85	210.63	209.90	304.75	295.90	398.82	381.86	492.89	467.86
65-69	182.77	190.98	228.09	235.48	318.56	324.58	409.13	413.69	499.69	502.88
\$50 Optional Daily Benefit										
18-44	16.33	28.50	16.33	28.50	16.33	28.50	16.33	28.50	16.33	28.50
45-54	32.33	28.37	32.33	28.37	32.33	28.37	32.33	28.37	32.33	28.37
55-64	50.12	43.92	50.12	43.92	50.12	43.92	50.12	43.92	50.12	43.92
65-69	53.35	48.25	53.35	48.25	53.35	48.25	53.35	48.25	53.35	48.25
\$100 Optional Daily Benefit										
18-44	32.65	57.09	32.65	57.09	32.65	57.09	32.65	57.09	32.65	57.09
45-54	64.80	56.68	64.80	56.68	64.80	56.68	64.80	56.68	64.80	56.68
55-64	100.09	87.78	100.09	87.78	100.09	87.78	100.09	87.78	100.09	87.78
65-69	106.57	96.49	106.57	96.49	106.57	96.49	106.57	96.49	106.57	96.49
\$200 Optional Daily Benefit										
18-44	65.39	114.05	65.39	114.05	65.39	114.05	65.39	114.05	65.39	114.05
45-54	129.55	113.32	129.55	113.32	129.55	113.32	129.55	113.32	129.55	113.32
55-64	200.32	175.61	200.32	175.61	200.32	175.61	200.32	175.61	200.32	175.61
65-69	213.14	193.07	213.14	193.07	213.14	193.07	213.14	193.07	213.14	193.07

Family Rates

Base Policy

Issue	\$250	\$500	\$1000	\$1500	\$2000
	Unisex	Unisex	Unisex	Unisex	Unisex
Age					
18-44	248.52	297.13	394.44	491.80	589.11
45-54	229.10	280.40	382.86	485.37	587.83
55-64	270.36	344.01	491.30	638.58	785.87
65-69	305.75	379.21	526.09	673.06	820.07
\$50 Optional Daily Benefit					
18-44	36.66	36.66	36.66	36.66	36.66
45-54	49.66	49.66	49.66	49.66	49.66
55-64	76.88	76.88	76.88	76.88	76.88
65-69	83.09	83.09	83.09	83.09	83.09
\$100 Optional Daily Benefit					
18-44	73.37	73.37	73.37	73.37	73.37
45-54	99.32	99.32	99.32	99.32	99.32
55-64	153.67	153.67	153.67	153.67	153.67
65-69	166.08	166.08	166.08	166.08	166.08
\$200 Optional Daily Benefit					
18-44	146.79	146.79	146.79	146.79	146.79
45-54	198.68	198.68	198.68	198.68	198.68
55-64	307.53	307.53	307.53	307.53	307.53
65-69	332.29	332.29	332.29	332.29	332.29

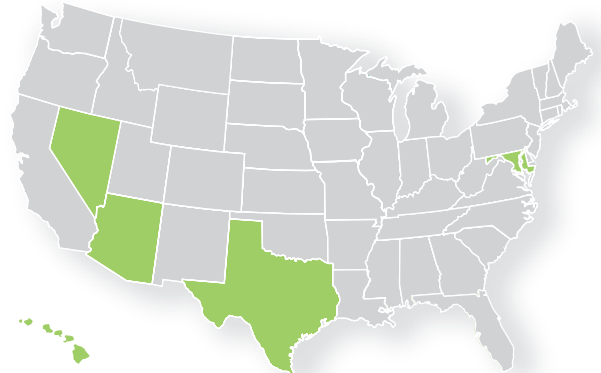
Hospital Fund Annual Rates • Area 1

Single Rates

Base Policy

Issue	\$250		\$500		\$1000		\$1500		\$2000	
	Male	Female	Male	Female	Male	Female	Male	Female	Male	Female
Age										
18-44	103.88	162.61	118.56	200.09	148.02	274.97	177.57	349.84	207.02	424.72
45-54	118.65	127.04	146.92	153.76	203.38	207.21	259.92	260.56	316.46	313.91
55-64	143.55	146.38	184.77	184.13	267.31	259.56	349.84	334.98	432.38	410.40
65-69	160.33	167.53	200.09	206.57	279.44	284.73	358.87	362.88	438.31	441.13
\$50 Optional Daily Benefit										
18-44	14.32	24.99	14.32	24.99	14.32	24.99	14.32	24.99	14.32	24.99
45-54	28.36	24.90	28.36	24.90	28.36	24.90	28.36	24.90	28.36	24.90
55-64	43.96	38.49	43.96	38.49	43.96	38.49	43.96	38.49	43.96	38.49
65-69	46.79	42.32	46.79	42.32	46.79	42.32	46.79	42.32	46.79	42.32
\$100 Optional Daily Benefit										
18-44	28.64	50.07	28.64	50.07	28.64	50.07	28.64	50.07	28.64	50.07
45-54	56.82	49.70	56.82	49.70	56.82	49.70	56.82	49.70	56.82	49.70
55-64	87.83	76.97	87.83	76.97	87.83	76.97	87.83	76.97	87.83	76.97
65-69	93.48	84.63	93.48	84.63	93.48	84.63	93.48	84.63	93.48	84.63
\$200 Optional Daily Benefit										
18-44	57.36	100.05	57.36	100.05	57.36	100.05	57.36	100.05	57.36	100.05
45-54	113.64	99.41	113.64	99.41	113.64	99.41	113.64	99.41	113.64	99.41
55-64	175.74	154.04	175.74	154.04	175.74	154.04	175.74	154.04	175.74	154.04
65-69	186.96	169.36	186.96	169.36	186.96	169.36	186.96	169.36	186.96	169.36

Policy - 90840



Single Parent Rates

Base Policy

Issue	\$250		\$500		\$1000		\$1500		\$2000	
	Male	Female	Male	Female	Male	Female	Male	Female	Male	Female
Age										
18-44	236.85	370.73	270.32	456.18	337.44	626.91	404.84	797.64	472.05	968.36
45-54	270.50	289.65	334.98	350.57	463.66	472.42	592.62	594.08	721.57	715.74
55-64	327.32	333.70	421.25	419.79	609.49	591.80	797.64	763.71	985.78	935.71
65-69	365.53	381.95	456.18	470.96	637.12	649.16	818.25	827.37	999.37	1,005.75
\$50 Optional Daily Benefit										
18-44	32.65	57.00	32.65	57.00	32.65	57.00	32.65	57.00	32.65	57.00
45-54	64.66	56.73	64.66	56.73	64.66	56.73	64.66	56.73	64.66	56.73
55-64	100.23	87.83	100.23	87.83	100.23	87.83	100.23	87.83	100.23	87.83
65-69	106.70	96.49	106.70	96.49	106.70	96.49	106.70	96.49	106.70	96.49
\$100 Optional Daily Benefit										
18-44	65.30	114.18	65.30	114.18	65.30	114.18	65.30	114.18	65.30	114.18
45-54	129.60	113.36	129.60	113.36	129.60	113.36	129.60	113.36	129.60	113.36
55-64	200.18	175.56	200.18	175.56	200.18	175.56	200.18	175.56	200.18	175.56
65-69	213.13	192.98	213.13	192.98	213.13	192.98	213.13	192.98	213.13	192.98
\$200 Optional Daily Benefit										
18-44	130.78	228.09	130.78	228.09	130.78	228.09	130.78	228.09	130.78	228.09
45-54	259.10	226.63	259.10	226.63	259.10	226.63	259.10	226.63	259.10	226.63
55-64	400.64	351.21	400.64	351.21	400.64	351.21	400.64	351.21	400.64	351.21
65-69	426.27	386.14	426.27	386.14	426.27	386.14	426.27	386.14	426.27	386.14

Family Rates

Base Policy

Issue	\$250	\$500	\$1000	\$1500	\$2000
	Unisex	Unisex	Unisex	Unisex	Unisex
Age					
18-44	497.04	594.26	788.88	983.59	1,178.21
45-54	458.19	560.79	765.72	970.73	1,175.66
55-64	540.72	688.01	982.59	1,277.16	1,571.74
65-69	611.50	758.42	1,052.17	1,346.11	1,640.14
\$50 Optional Daily Benefit					
18-44	73.32	73.32	73.32	73.32	73.32
45-54	99.32	99.32	99.32	99.32	99.32
55-64	153.76	153.76	153.76	153.76	153.76
65-69	166.17	166.17	166.17	166.17	166.17
\$100 Optional Daily Benefit					
18-44	146.74	146.74	146.74	146.74	146.74
45-54	198.63	198.63	198.63	198.63	198.63
55-64	307.34	307.34	307.34	307.34	307.34
65-69	332.15	332.15	332.15	332.15	332.15
\$200 Optional Daily Benefit					
18-44	293.57	293.57	293.57	293.57	293.57
45-54	397.36	397.36	397.36	397.36	397.36
55-64	615.05	615.05	615.05	615.05	615.05
65-69	664.57	664.57	664.57	664.57	664.57