

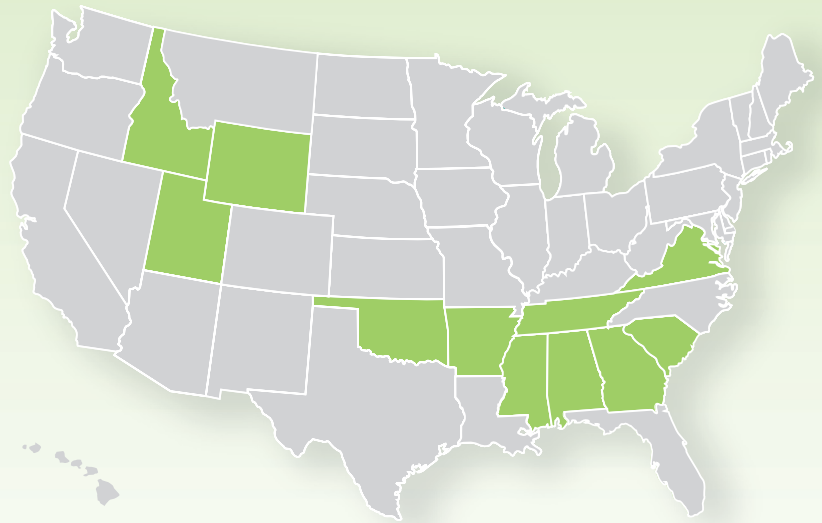
Hospital Cash Plan

Rate Sheet

June 2009

Policy - 90840

Area 2



Rates apply to state shaded Green

HUMANA
Guidance when you need it most

Humana Financial Protection Products

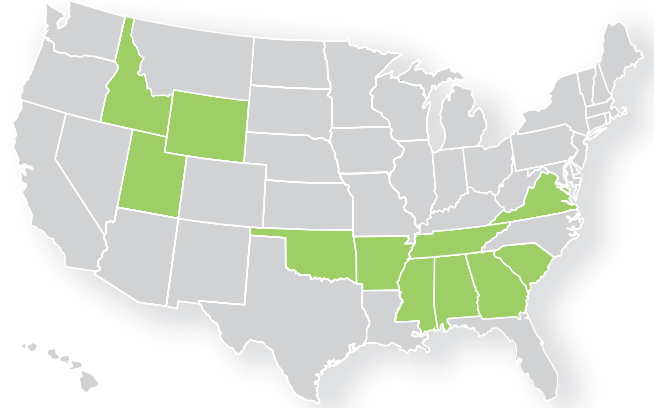
Hospital Fund Monthly Rates • Area 2

Single Rates

Base Policy

Issue	\$250		\$500		\$1000		\$1500		\$2000	
	Male	Female	Male	Female	Male	Female	Male	Female	Male	Female
Age										
18-44	10.36	16.22	11.83	19.96	14.77	27.44	17.72	34.91	20.66	42.38
45-54	11.84	12.68	14.66	15.34	20.29	20.67	25.93	26.00	31.58	31.32
55-64	14.32	14.61	18.44	18.37	26.67	25.90	34.91	33.42	43.14	40.95
65-69	16.00	16.72	19.96	20.61	27.88	28.41	35.81	36.21	43.73	44.01
\$50 Optional Daily Benefit										
18-44	1.43	2.49	1.43	2.49	1.43	2.49	1.43	2.49	1.43	2.49
45-54	2.83	2.48	2.83	2.48	2.83	2.48	2.83	2.48	2.83	2.48
55-64	4.39	3.84	4.39	3.84	4.39	3.84	4.39	3.84	4.39	3.84
65-69	4.67	4.22	4.67	4.22	4.67	4.22	4.67	4.22	4.67	4.22
\$100 Optional Daily Benefit										
18-44	2.86	5.00	2.86	5.00	2.86	5.00	2.86	5.00	2.86	5.00
45-54	5.67	4.96	5.67	4.96	5.67	4.96	5.67	4.96	5.67	4.96
55-64	8.76	7.68	8.76	7.68	8.76	7.68	8.76	7.68	8.76	7.68
65-69	9.33	8.44	9.33	8.44	9.33	8.44	9.33	8.44	9.33	8.44
\$200 Optional Daily Benefit										
18-44	5.72	9.98	5.72	9.98	5.72	9.98	5.72	9.98	5.72	9.98
45-54	11.34	9.92	11.34	9.92	11.34	9.92	11.34	9.92	11.34	9.92
55-64	17.54	15.37	17.54	15.37	17.54	15.37	17.54	15.37	17.54	15.37
65-69	18.65	16.90	18.65	16.90	18.65	16.90	18.65	16.90	18.65	16.90

Policy - 90840



Single Parent Rates

Base Policy

Issue	\$250		\$500		\$1000		\$1500		\$2000	
	Male	Female	Male	Female	Male	Female	Male	Female	Male	Female
Age										
18-44	23.63	36.99	26.97	45.52	33.67	62.55	40.39	79.59	47.10	96.62
45-54	26.99	28.90	33.42	34.98	46.26	47.14	59.13	59.28	72.00	71.41
55-64	32.66	33.30	42.03	41.89	60.81	59.05	79.59	76.20	98.36	93.36
65-69	36.47	38.11	45.52	46.99	63.57	64.77	81.64	82.55	99.71	100.35
\$50 Optional Daily Benefit										
18-44	3.26	5.69	3.26	5.69	3.26	5.69	3.26	5.69	3.26	5.69
45-54	6.45	5.66	6.45	5.66	6.45	5.66	6.45	5.66	6.45	5.66
55-64	10.00	8.76	10.00	8.76	10.00	8.76	10.00	8.76	10.00	8.76
65-69	10.65	9.63	10.65	9.63	10.65	9.63	10.65	9.63	10.65	9.63
\$100 Optional Daily Benefit										
18-44	6.52	11.39	6.52	11.39	6.52	11.39	6.52	11.39	6.52	11.39
45-54	12.93	11.31	12.93	11.31	12.93	11.31	12.93	11.31	12.93	11.31
55-64	19.97	17.52	19.97	17.52	19.97	17.52	19.97	17.52	19.97	17.52
65-69	21.27	19.26	21.27	19.26	21.27	19.26	21.27	19.26	21.27	19.26
\$200 Optional Daily Benefit										
18-44	13.05	22.76	13.05	22.76	13.05	22.76	13.05	22.76	13.05	22.76
45-54	25.85	22.61	25.85	22.61	25.85	22.61	25.85	22.61	25.85	22.61
55-64	39.98	35.04	39.98	35.04	39.98	35.04	39.98	35.04	39.98	35.04
65-69	42.53	38.53	42.53	38.53	42.53	38.53	42.53	38.53	42.53	38.53

Family Rates

Base Policy

Issue	\$250	\$500	\$1000	\$1500	\$2000
	Unisex	Unisex	Unisex	Unisex	Unisex
Age					
18-44	49.59	59.29	78.71	98.14	117.56
45-54	45.72	55.95	76.40	96.86	117.30
55-64	53.95	68.65	98.04	127.43	156.82
65-69	61.01	75.67	104.98	134.31	163.65
\$50 Optional Daily Benefit					
18-44	7.32	7.32	7.32	7.32	7.32
45-54	9.91	9.91	9.91	9.91	9.91
55-64	15.34	15.34	15.34	15.34	15.34
65-69	16.58	16.58	16.58	16.58	16.58
\$100 Optional Daily Benefit					
18-44	14.64	14.64	14.64	14.64	14.64
45-54	19.82	19.82	19.82	19.82	19.82
55-64	30.67	30.67	30.67	30.67	30.67
65-69	33.14	33.14	33.14	33.14	33.14
\$200 Optional Daily Benefit					
18-44	29.29	29.29	29.29	29.29	29.29
45-54	39.65	39.65	39.65	39.65	39.65
55-64	61.37	61.37	61.37	61.37	61.37
65-69	66.31	66.31	66.31	66.31	66.31

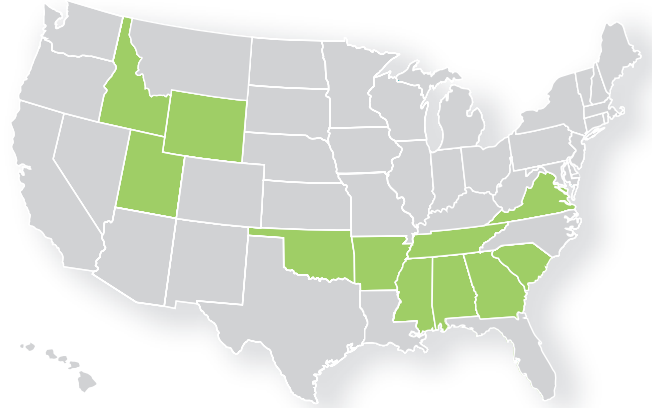
Hospital Fund Semi-Annual Rates • Area 2

Single Rates

Base Policy

Issue	\$250		\$500		\$1000		\$1500		\$2000	
	Male	Female	Male	Female	Male	Female	Male	Female	Male	Female
Age										
18-44	62.19	97.35	70.98	119.79	88.62	164.62	106.31	209.45	123.94	254.27
45-54	71.04	76.06	87.96	92.06	121.76	124.05	155.61	155.99	189.46	187.94
55-64	85.94	87.64	110.62	110.24	160.04	155.39	209.45	200.55	258.86	245.70
65-69	95.99	100.30	119.79	123.67	167.30	170.46	214.85	217.26	262.41	264.10
\$50 Optional Daily Benefit										
18-44	8.57	14.96	8.57	14.96	8.57	14.96	8.57	14.96	8.57	14.96
45-54	16.98	14.91	16.98	14.91	16.98	14.91	16.98	14.91	16.98	14.91
55-64	26.32	23.04	26.32	23.04	26.32	23.04	26.32	23.04	26.32	23.04
65-69	28.01	25.34	28.01	25.34	28.01	25.34	28.01	25.34	28.01	25.34
\$100 Optional Daily Benefit										
18-44	17.15	29.98	17.15	29.98	17.15	29.98	17.15	29.98	17.15	29.98
45-54	34.02	29.76	34.02	29.76	34.02	29.76	34.02	29.76	34.02	29.76
55-64	52.58	46.08	52.58	46.08	52.58	46.08	52.58	46.08	52.58	46.08
65-69	55.97	50.67	55.97	50.67	55.97	50.67	55.97	50.67	55.97	50.67
\$200 Optional Daily Benefit										
18-44	34.35	59.90	34.35	59.90	34.35	59.90	34.35	59.90	34.35	59.90
45-54	68.03	59.52	68.03	59.52	68.03	59.52	68.03	59.52	68.03	59.52
55-64	105.22	92.22	105.22	92.22	105.22	92.22	105.22	92.22	105.22	92.22
65-69	111.93	101.39	111.93	101.39	111.93	101.39	111.93	101.39	111.93	101.39

Policy - 90840



Single Parent Rates

Base Policy

Issue	\$250		\$500		\$1000		\$1500		\$2000	
	Male	Female	Male	Female	Male	Female	Male	Female	Male	Female
Age										
18-44	141.80	221.95	161.84	273.11	202.02	375.32	242.37	477.53	282.61	579.75
45-54	161.95	173.41	200.55	209.88	277.59	282.83	354.79	355.67	432.00	428.50
55-64	195.96	199.78	252.20	251.33	364.89	354.30	477.53	457.22	590.17	560.20
65-69	218.84	228.67	273.11	281.96	381.44	388.65	489.87	495.33	598.31	602.13
\$50 Optional Daily Benefit										
18-44	19.55	34.13	19.55	34.13	19.55	34.13	19.55	34.13	19.55	34.13
45-54	38.71	33.96	38.71	33.96	38.71	33.96	38.71	33.96	38.71	33.96
55-64	60.01	52.58	60.01	52.58	60.01	52.58	60.01	52.58	60.01	52.58
65-69	63.88	57.77	63.88	57.77	63.88	57.77	63.88	57.77	63.88	57.77
\$100 Optional Daily Benefit										
18-44	39.10	68.36	39.10	68.36	39.10	68.36	39.10	68.36	39.10	68.36
45-54	77.59	67.87	77.59	67.87	77.59	67.87	77.59	67.87	77.59	67.87
55-64	119.85	105.11	119.85	105.11	119.85	105.11	119.85	105.11	119.85	105.11
65-69	127.60	115.54	127.60	115.54	127.60	115.54	127.60	115.54	127.60	115.54
\$200 Optional Daily Benefit										
18-44	78.30	136.56	78.30	136.56	78.30	136.56	78.30	136.56	78.30	136.56
45-54	155.12	135.68	155.12	135.68	155.12	135.68	155.12	135.68	155.12	135.68
55-64	239.86	210.27	239.86	210.27	239.86	210.27	239.86	210.27	239.86	210.27
65-69	255.20	231.18	255.20	231.18	255.20	231.18	255.20	231.18	255.20	231.18

Family Rates

Base Policy

Issue	\$250	\$500	\$1000	\$1500	\$2000
	Unisex	Unisex	Unisex	Unisex	Unisex
Age					
18-44	297.57	355.78	472.29	588.86	705.38
45-54	274.31	335.74	458.42	581.16	703.85
55-64	323.73	411.90	588.26	764.62	940.98
65-69	366.10	454.06	629.92	805.90	981.93
\$50 Optional Daily Benefit					
18-44	43.90	43.90	43.90	43.90	43.90
45-54	59.46	59.46	59.46	59.46	59.46
55-64	92.06	92.06	92.06	92.06	92.06
65-69	99.48	99.48	99.48	99.48	99.48
\$100 Optional Daily Benefit					
18-44	87.85	87.85	87.85	87.85	87.85
45-54	118.92	118.92	118.92	118.92	118.92
55-64	184.00	184.00	184.00	184.00	184.00
65-69	198.86	198.86	198.86	198.86	198.86
\$200 Optional Daily Benefit					
18-44	175.76	175.76	175.76	175.76	175.76
45-54	237.89	237.89	237.89	237.89	237.89
55-64	368.22	368.22	368.22	368.22	368.22
65-69	397.87	397.87	397.87	397.87	397.87

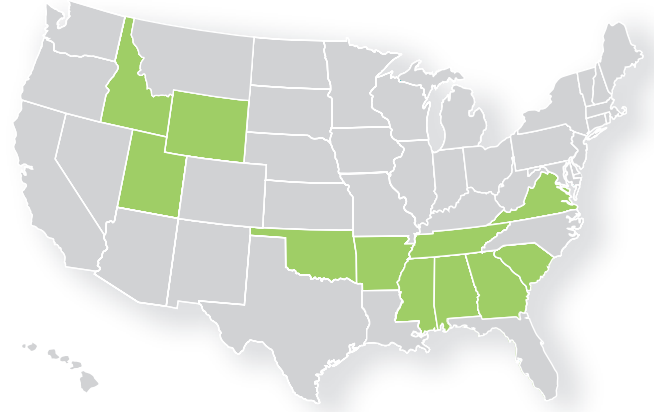
Hospital Fund Annual Rates • Area 2

Single Rates

Base Policy

Issue	\$250		\$500		\$1000		\$1500		\$2000	
	Male	Female	Male	Female	Male	Female	Male	Female	Male	Female
Age										
18-44	124.38	194.70	141.96	239.58	177.23	329.24	212.61	418.89	247.88	508.54
45-54	142.07	152.12	175.92	184.11	243.52	248.10	311.22	311.98	378.92	375.87
55-64	171.88	175.27	221.24	220.47	320.07	310.78	418.89	401.09	517.72	491.40
65-69	191.97	200.60	239.58	247.34	334.59	340.92	429.70	434.51	524.82	528.20
\$50 Optional Daily Benefit										
18-44	17.14	29.92	17.14	29.92	17.14	29.92	17.14	29.92	17.14	29.92
45-54	33.96	29.81	33.96	29.81	33.96	29.81	33.96	29.81	33.96	29.81
55-64	52.63	46.08	52.63	46.08	52.63	46.08	52.63	46.08	52.63	46.08
65-69	56.02	50.67	56.02	50.67	56.02	50.67	56.02	50.67	56.02	50.67
\$100 Optional Daily Benefit										
18-44	34.29	59.95	34.29	59.95	34.29	59.95	34.29	59.95	34.29	59.95
45-54	68.03	59.51	68.03	59.51	68.03	59.51	68.03	59.51	68.03	59.51
55-64	105.16	92.16	105.16	92.16	105.16	92.16	105.16	92.16	105.16	92.16
65-69	111.93	101.34	111.93	101.34	111.93	101.34	111.93	101.34	111.93	101.34
\$200 Optional Daily Benefit										
18-44	68.69	119.79	68.69	119.79	68.69	119.79	68.69	119.79	68.69	119.79
45-54	136.06	119.03	136.06	119.03	136.06	119.03	136.06	119.03	136.06	119.03
55-64	210.43	184.44	210.43	184.44	210.43	184.44	210.43	184.44	210.43	184.44
65-69	223.86	202.78	223.86	202.78	223.86	202.78	223.86	202.78	223.86	202.78

Policy - 90840



Single Parent Rates

Base Policy

Issue	\$250		\$500		\$1000		\$1500		\$2000	
	Male	Female	Male	Female	Male	Female	Male	Female	Male	Female
Age										
18-44	283.59	443.90	323.67	546.22	404.04	750.64	484.74	955.06	565.22	1,159.49
45-54	323.89	346.82	401.09	419.76	555.17	565.66	709.58	711.33	863.99	857.00
55-64	391.92	399.56	504.39	502.65	729.78	708.60	955.06	914.44	1,180.34	1,120.39
65-69	437.67	457.33	546.22	563.91	762.87	777.29	979.74	990.66	1,196.61	1,204.26
\$50 Optional Daily Benefit										
18-44	39.09	68.25	39.09	68.25	39.09	68.25	39.09	68.25	39.09	68.25
45-54	77.42	67.92	77.42	67.92	77.42	67.92	77.42	67.92	77.42	67.92
55-64	120.01	105.16	120.01	105.16	120.01	105.16	120.01	105.16	120.01	105.16
65-69	127.76	115.53	127.76	115.53	127.76	115.53	127.76	115.53	127.76	115.53
\$100 Optional Daily Benefit										
18-44	78.19	136.72	78.19	136.72	78.19	136.72	78.19	136.72	78.19	136.72
45-54	155.17	135.74	155.17	135.74	155.17	135.74	155.17	135.74	155.17	135.74
55-64	239.69	210.21	239.69	210.21	239.69	210.21	239.69	210.21	239.69	210.21
65-69	255.20	231.07	255.20	231.07	255.20	231.07	255.20	231.07	255.20	231.07
\$200 Optional Daily Benefit										
18-44	156.59	273.11	156.59	273.11	156.59	273.11	156.59	273.11	156.59	273.11
45-54	310.24	271.36	310.24	271.36	310.24	271.36	310.24	271.36	310.24	271.36
55-64	479.72	420.53	479.72	420.53	479.72	420.53	479.72	420.53	479.72	420.53
65-69	510.40	462.35	510.40	462.35	510.40	462.35	510.40	462.35	510.40	462.35

Family Rates

Base Policy

Issue	\$250	\$500	\$1000	\$1500	\$2000
	Unisex	Unisex	Unisex	Unisex	Unisex
Age					
18-44	595.14	711.55	944.58	1,177.72	1,410.75
45-54	548.62	671.47	916.84	1,162.32	1,407.70
55-64	647.45	823.80	1,176.52	1,529.24	1,881.95
65-69	732.19	908.11	1,259.84	1,611.79	1,963.85
\$50 Optional Daily Benefit					
18-44	87.80	87.80	87.80	87.80	87.80
45-54	118.92	118.92	118.92	118.92	118.92
55-64	184.11	184.11	184.11	184.11	184.11
65-69	198.96	198.96	198.96	198.96	198.96
\$100 Optional Daily Benefit					
18-44	175.70	175.70	175.70	175.70	175.70
45-54	237.84	237.84	237.84	237.84	237.84
55-64	368.00	368.00	368.00	368.00	368.00
65-69	397.71	397.71	397.71	397.71	397.71
\$200 Optional Daily Benefit					
18-44	351.51	351.51	351.51	351.51	351.51
45-54	475.78	475.78	475.78	475.78	475.78
55-64	736.44	736.44	736.44	736.44	736.44
65-69	795.74	795.74	795.74	795.74	795.74