

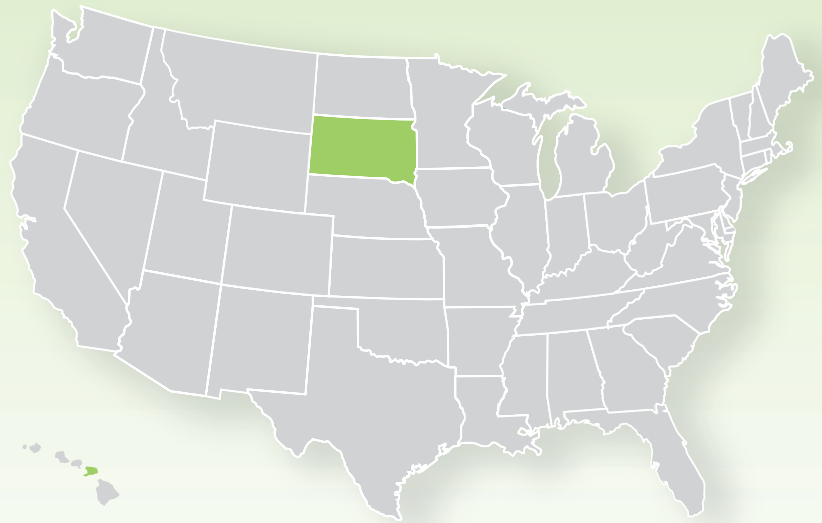
# Hospital Cash Plan

Rate Sheet

June 2009

Policy - 90840

Area 3 - MLR



**HUMANA**<sup>®</sup>  
*Guidance when you need it most*

**Humana** Financial Protection Products

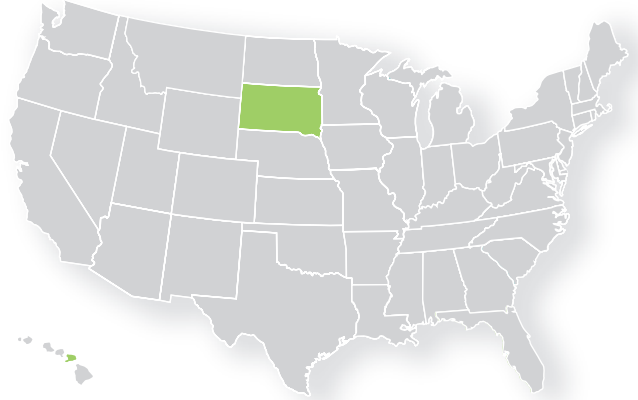
# Hospital Fund Monthly Rates • Area 3MLR

## Single Rates

### Base Policy

Issue	\$250		\$500		\$1000		\$1500		\$2000	
	Male	Female	Male	Female	Male	Female	Male	Female	Male	Female
Age										
18-44	11.74	18.39	13.41	22.62	16.74	31.09	20.07	39.56	23.41	48.02
45-54	13.41	14.36	16.60	17.38	22.99	23.42	29.38	29.44	35.76	35.48
55-64	16.18	16.50	20.83	20.75	30.14	29.25	39.45	37.77	48.74	46.27
65-69	17.72	18.50	22.11	22.82	30.91	31.48	39.70	40.13	48.74	48.79
<b>\$50 Optional Daily Benefit</b>										
18-44	1.62	2.82	1.62	2.82	1.62	2.82	1.62	2.82	1.62	2.82
45-54	3.21	2.81	3.21	2.81	3.21	2.81	3.21	2.81	3.21	2.81
55-64	4.95	4.35	4.95	4.35	4.95	4.35	4.95	4.35	4.95	4.35
65-69	5.17	4.68	5.17	4.68	5.17	4.68	5.17	4.68	5.17	4.68
<b>\$100 Optional Daily Benefit</b>										
18-44	3.25	5.66	3.25	5.66	3.25	5.66	3.25	5.66	3.25	5.66
45-54	6.43	5.62	6.43	5.62	6.43	5.62	6.43	5.62	6.43	5.62
55-64	9.90	8.69	9.90	8.69	9.90	8.69	9.90	8.69	9.90	8.69
65-69	10.34	9.36	10.34	9.36	10.34	9.36	10.34	9.36	10.34	9.36
<b>\$200 Optional Daily Benefit</b>										
18-44	6.48	11.31	6.48	11.31	6.48	11.31	6.48	11.31	6.48	11.31
45-54	12.85	11.23	12.85	11.23	12.85	11.23	12.85	11.23	12.85	11.23
55-64	19.80	17.37	19.80	17.37	19.80	17.37	19.80	17.37	19.80	17.37
65-69	20.69	18.74	20.69	18.74	20.69	18.74	20.69	18.74	20.69	18.74

## Policy - 90840



## Single Parent Rates

### Base Policy

Issue	\$250		\$500		\$1000		\$1500		\$2000	
	Male	Female	Male	Female	Male	Female	Male	Female	Male	Female
Age										
18-44	26.76	41.93	30.56	51.59	38.18	70.88	45.76	90.19	53.37	109.50
45-54	30.56	32.74	37.84	39.64	52.43	53.39	66.97	67.13	81.53	80.89
55-64	36.90	37.61	47.50	47.32	68.71	66.69	89.93	86.10	111.13	105.49
65-69	40.40	42.19	50.41	52.04	70.48	71.78	90.53	91.49	111.13	111.23
<b>\$50 Optional Daily Benefit</b>										
18-44	3.71	6.43	3.71	6.43	3.71	6.43	3.71	6.43	3.71	6.43
45-54	7.34	6.41	7.34	6.41	7.34	6.41	7.34	6.41	7.34	6.41
55-64	11.28	9.91	11.28	9.91	11.28	9.91	11.28	9.91	11.28	9.91
65-69	11.79	10.67	11.79	10.67	11.79	10.67	11.79	10.67	11.79	10.67
<b>\$100 Optional Daily Benefit</b>										
18-44	7.41	12.89	7.41	12.89	7.41	12.89	7.41	12.89	7.41	12.89
45-54	14.66	12.82	14.66	12.82	14.66	12.82	14.66	12.82	14.66	12.82
55-64	22.57	19.82	22.57	19.82	22.57	19.82	22.57	19.82	22.57	19.82
65-69	23.56	21.35	23.56	21.35	23.56	21.35	23.56	21.35	23.56	21.35
<b>\$200 Optional Daily Benefit</b>										
18-44	14.79	25.79	14.79	25.79	14.79	25.79	14.79	25.79	14.79	25.79
45-54	29.29	25.61	29.29	25.61	29.29	25.61	29.29	25.61	29.29	25.61
55-64	45.15	39.61	45.15	39.61	45.15	39.61	45.15	39.61	45.15	39.61
65-69	47.16	42.71	47.16	42.71	47.16	42.71	47.16	42.71	47.16	42.71

## Family Rates

### Base Policy

Issue	\$250	\$500	\$1000	\$1500	\$2000
	Unisex	Unisex	Unisex	Unisex	Unisex
Age					
18-44	56.19	67.20	89.20	111.20	133.22
45-54	51.78	63.37	86.56	109.70	132.86
55-64	60.95	77.56	110.76	143.99	177.19
65-69	67.54	83.79	116.36	148.89	181.88
<b>\$50 Optional Daily Benefit</b>					
18-44	8.29	8.29	8.29	8.29	8.29
45-54	11.23	11.23	11.23	11.23	11.23
55-64	17.34	17.34	17.34	17.34	17.34
65-69	18.38	18.38	18.38	18.38	18.38
<b>\$100 Optional Daily Benefit</b>					
18-44	16.61	16.61	16.61	16.61	16.61
45-54	22.48	22.48	22.48	22.48	22.48
55-64	34.67	34.67	34.67	34.67	34.67
65-69	36.75	36.75	36.75	36.75	36.75
<b>\$200 Optional Daily Benefit</b>					
18-44	33.18	33.18	33.18	33.18	33.18
45-54	44.91	44.91	44.91	44.91	44.91
55-64	69.33	69.33	69.33	69.33	69.33
65-69	73.53	73.53	73.53	73.53	73.53

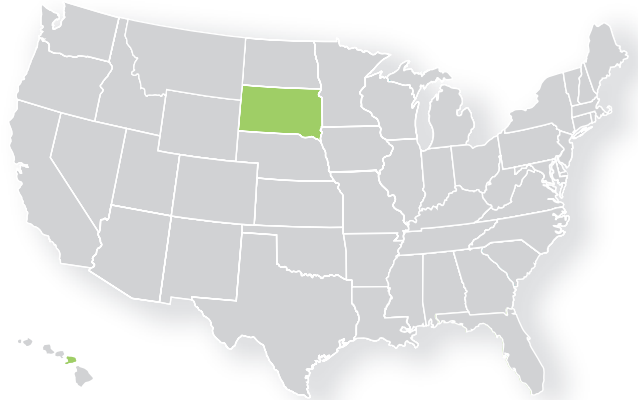
# Hospital Fund Semi-Annual Rates • Area 3MLR

## Single Rates

### Base Policy

Issue	\$250		\$500		\$1000		\$1500		\$2000	
	Male	Female	Male	Female	Male	Female	Male	Female	Male	Female
Age										
18-44	70.43	110.34	80.44	135.75	100.47	186.55	120.42	237.35	140.45	288.16
45-54	80.44	86.15	99.59	104.30	137.96	140.52	176.27	176.67	214.57	212.89
55-64	97.11	98.99	124.99	124.52	180.84	175.53	236.68	226.60	292.46	277.61
65-69	106.31	111.02	132.66	136.96	185.47	188.90	238.23	240.78	292.46	292.73
<b>\$50 Optional Daily Benefit</b>										
18-44	9.75	16.94	9.75	16.94	9.75	16.94	9.75	16.94	9.75	16.94
45-54	19.29	16.87	19.29	16.87	19.29	16.87	19.29	16.87	19.29	16.87
55-64	29.70	26.08	29.70	26.08	29.70	26.08	29.70	26.08	29.70	26.08
65-69	31.05	28.09	31.05	28.09	31.05	28.09	31.05	28.09	31.05	28.09
<b>\$100 Optional Daily Benefit</b>										
18-44	19.49	33.94	19.49	33.94	19.49	33.94	19.49	33.94	19.49	33.94
45-54	38.58	33.74	38.58	33.74	38.58	33.74	38.58	33.74	38.58	33.74
55-64	59.41	52.15	59.41	52.15	59.41	52.15	59.41	52.15	59.41	52.15
65-69	62.03	56.18	62.03	56.18	62.03	56.18	62.03	56.18	62.03	56.18
<b>\$200 Optional Daily Benefit</b>										
18-44	38.91	67.87	38.91	67.87	38.91	67.87	38.91	67.87	38.91	67.87
45-54	77.08	67.40	77.08	67.40	77.08	67.40	77.08	67.40	77.08	67.40
55-64	118.81	104.23	118.81	104.23	118.81	104.23	118.81	104.23	118.81	104.23
65-69	124.12	112.43	124.12	112.43	124.12	112.43	124.12	112.43	124.12	112.43

## Policy - 90840



## Single Parent Rates

### Base Policy

Issue	\$250		\$500		\$1000		\$1500		\$2000	
	Male	Female	Male	Female	Male	Female	Male	Female	Male	Female
Age										
18-44	160.54	251.60	183.39	309.53	229.09	425.31	274.58	541.16	320.21	657.02
45-54	183.39	196.43	227.07	237.82	314.57	320.34	401.86	402.80	489.22	485.39
55-64	221.43	225.66	285.00	283.92	412.27	400.18	539.62	516.64	666.83	632.96
65-69	242.39	253.14	302.47	312.28	422.89	430.69	543.18	548.96	666.83	667.43
<b>\$50 Optional Daily Benefit</b>										
18-44	22.25	38.58	22.25	38.58	22.25	38.58	22.25	38.58	22.25	38.58
45-54	44.02	38.44	44.02	38.44	44.02	38.44	44.02	38.44	44.02	38.44
55-64	67.67	59.47	67.67	59.47	67.67	59.47	67.67	59.47	67.67	59.47
65-69	70.76	64.04	70.76	64.04	70.76	64.04	70.76	64.04	70.76	64.04
<b>\$100 Optional Daily Benefit</b>										
18-44	44.49	77.35	44.49	77.35	44.49	77.35	44.49	77.35	44.49	77.35
45-54	87.97	76.95	87.97	76.95	87.97	76.95	87.97	76.95	87.97	76.95
55-64	135.41	118.95	135.41	118.95	135.41	118.95	135.41	118.95	135.41	118.95
65-69	141.39	128.09	141.39	128.09	141.39	128.09	141.39	128.09	141.39	128.09
<b>\$200 Optional Daily Benefit</b>										
18-44	88.77	154.76	88.77	154.76	88.77	154.76	88.77	154.76	88.77	154.76
45-54	175.73	153.69	175.73	153.69	175.73	153.69	175.73	153.69	175.73	153.69
55-64	270.89	237.69	270.89	237.69	270.89	237.69	270.89	237.69	270.89	237.69
65-69	282.98	256.30	282.98	256.30	282.98	256.30	282.98	256.30	282.98	256.30

## Family Rates

### Base Policy

Issue	\$250	\$500	\$1000	\$1500	\$2000
	Unisex	Unisex	Unisex	Unisex	Unisex
Age					
18-44	337.14	403.20	535.25	667.23	799.35
45-54	310.67	380.22	519.39	658.23	797.20
55-64	365.70	465.36	664.61	863.99	1,063.17
65-69	405.29	502.79	698.21	893.36	1,091.33
<b>\$50 Optional Daily Benefit</b>					
18-44	49.73	49.73	49.73	49.73	49.73
45-54	67.40	67.40	67.40	67.40	67.40
55-64	104.03	104.03	104.03	104.03	104.03
65-69	110.28	110.28	110.28	110.28	110.28
<b>\$100 Optional Daily Benefit</b>					
18-44	99.66	99.66	99.66	99.66	99.66
45-54	134.87	134.87	134.87	134.87	134.87
55-64	208.05	208.05	208.05	208.05	208.05
65-69	220.49	220.49	220.49	220.49	220.49
<b>\$200 Optional Daily Benefit</b>					
18-44	199.12	199.12	199.12	199.12	199.12
45-54	269.47	269.47	269.47	269.47	269.47
55-64	415.97	415.97	415.97	415.97	415.97
65-69	441.17	441.17	441.17	441.17	441.17

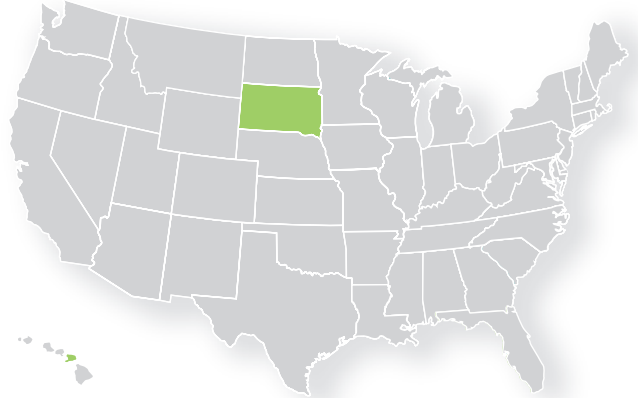
# Hospital Fund Annual Rates • Area 3MLR

## Single Rates

### Base Policy

Issue	\$250		\$500		\$1000		\$1500		\$2000	
	Male	Female	Male	Female	Male	Female	Male	Female	Male	Female
Age										
18-44	140.85	220.68	160.88	271.49	200.93	373.09	240.84	474.70	280.90	576.31
45-54	160.88	172.30	199.18	208.59	275.92	281.03	352.53	353.34	429.14	425.78
55-64	194.21	197.97	249.98	249.04	361.67	351.05	473.36	453.20	584.91	555.21
65-69	212.62	222.03	265.31	273.91	370.94	377.80	476.45	481.56	584.91	585.45
<b>\$50 Optional Daily Benefit</b>										
18-44	19.49	33.87	19.49	33.87	19.49	33.87	19.49	33.87	19.49	33.87
45-54	38.57	33.73	38.57	33.73	38.57	33.73	38.57	33.73	38.57	33.73
55-64	59.40	52.15	59.40	52.15	59.40	52.15	59.40	52.15	59.40	52.15
65-69	62.09	56.18	62.09	56.18	62.09	56.18	62.09	56.18	62.09	56.18
<b>\$100 Optional Daily Benefit</b>										
18-44	38.98	67.87	38.98	67.87	38.98	67.87	38.98	67.87	38.98	67.87
45-54	77.15	67.47	77.15	67.47	77.15	67.47	77.15	67.47	77.15	67.47
55-64	118.81	104.29	118.81	104.29	118.81	104.29	118.81	104.29	118.81	104.29
65-69	124.05	112.36	124.05	112.36	124.05	112.36	124.05	112.36	124.05	112.36
<b>\$200 Optional Daily Benefit</b>										
18-44	77.82	135.74	77.82	135.74	77.82	135.74	77.82	135.74	77.82	135.74
45-54	154.16	134.80	154.16	134.80	154.16	134.80	154.16	134.80	154.16	134.80
55-64	237.62	208.45	237.62	208.45	237.62	208.45	237.62	208.45	237.62	208.45
65-69	248.24	224.85	248.24	224.85	248.24	224.85	248.24	224.85	248.24	224.85

## Policy - 90840



## Single Parent Rates

### Base Policy

Issue	\$250		\$500		\$1000		\$1500		\$2000	
	Male	Female	Male	Female	Male	Female	Male	Female	Male	Female
Age										
18-44	321.08	503.19	366.78	619.05	458.17	850.62	549.16	1,082.32	640.42	1,314.03
45-54	366.78	392.85	454.14	475.64	629.13	640.68	803.71	805.59	978.43	970.77
55-64	442.85	451.32	569.99	567.84	824.54	800.35	1,079.23	1,033.27	1,333.65	1,265.91
65-69	484.78	506.28	604.93	624.56	845.78	861.37	1,086.36	1,097.91	1,333.65	1,334.86
<b>\$50 Optional Daily Benefit</b>										
18-44	44.49	77.15	44.49	77.15	44.49	77.15	44.49	77.15	44.49	77.15
45-54	88.03	76.88	88.03	76.88	88.03	76.88	88.03	76.88	88.03	76.88
55-64	135.34	118.94	135.34	118.94	135.34	118.94	135.34	118.94	135.34	118.94
65-69	141.52	128.08	141.52	128.08	141.52	128.08	141.52	128.08	141.52	128.08
<b>\$100 Optional Daily Benefit</b>										
18-44	88.97	154.69	88.97	154.69	88.97	154.69	88.97	154.69	88.97	154.69
45-54	175.93	153.89	175.93	153.89	175.93	153.89	175.93	153.89	175.93	153.89
55-64	270.82	237.89	270.82	237.89	270.82	237.89	270.82	237.89	270.82	237.89
65-69	282.78	256.17	282.78	256.17	282.78	256.17	282.78	256.17	282.78	256.17
<b>\$200 Optional Daily Benefit</b>										
18-44	177.54	309.52	177.54	309.52	177.54	309.52	177.54	309.52	177.54	309.52
45-54	351.46	307.37	351.46	307.37	351.46	307.37	351.46	307.37	351.46	307.37
55-64	541.77	475.37	541.77	475.37	541.77	475.37	541.77	475.37	541.77	475.37
65-69	565.96	512.60	565.96	512.60	565.96	512.60	565.96	512.60	565.96	512.60

## Family Rates

### Base Policy

Issue	\$250	\$500	\$1000	\$1500	\$2000
	Unisex	Unisex	Unisex	Unisex	Unisex
Age					
18-44	674.28	806.40	1,070.50	1,334.46	1,598.69
45-54	621.33	760.44	1,038.78	1,316.45	1,594.39
55-64	731.40	930.72	1,329.22	1,727.98	2,126.34
65-69	810.57	1,005.58	1,396.42	1,786.71	2,182.66
<b>\$50 Optional Daily Benefit</b>					
18-44	99.46	99.46	99.46	99.46	99.46
45-54	134.80	134.80	134.80	134.80	134.80
55-64	208.05	208.05	208.05	208.05	208.05
65-69	220.55	220.55	220.55	220.55	220.55
<b>\$100 Optional Daily Benefit</b>					
18-44	199.32	199.32	199.32	199.32	199.32
45-54	269.74	269.74	269.74	269.74	269.74
55-64	416.10	416.10	416.10	416.10	416.10
65-69	440.97	440.97	440.97	440.97	440.97
<b>\$200 Optional Daily Benefit</b>					
18-44	398.23	398.23	398.23	398.23	398.23
45-54	538.94	538.94	538.94	538.94	538.94
55-64	831.94	831.94	831.94	831.94	831.94
65-69	882.34	882.34	882.34	882.34	882.34