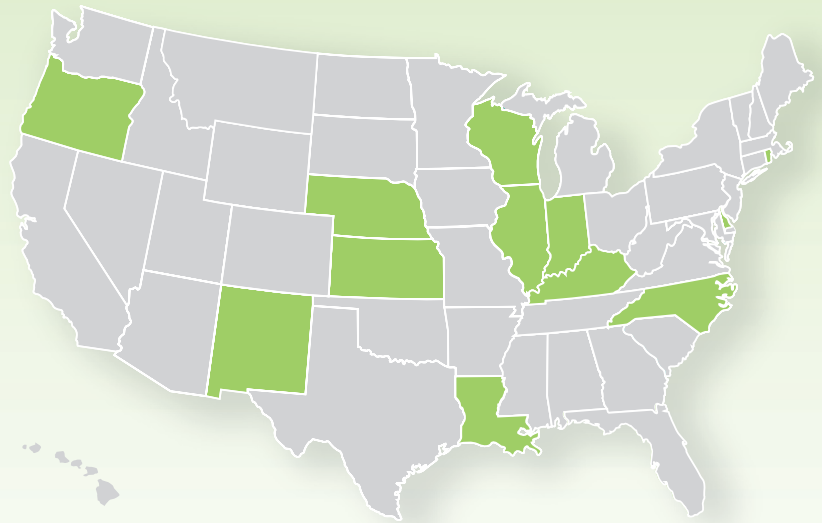


# Hospital Cash Plan

Rate Sheet

June 2009

Policy - 90840



Rates apply to States shaded Green

**HUMANA**  
Guidance when you need it most

**Humana** Financial Protection Products

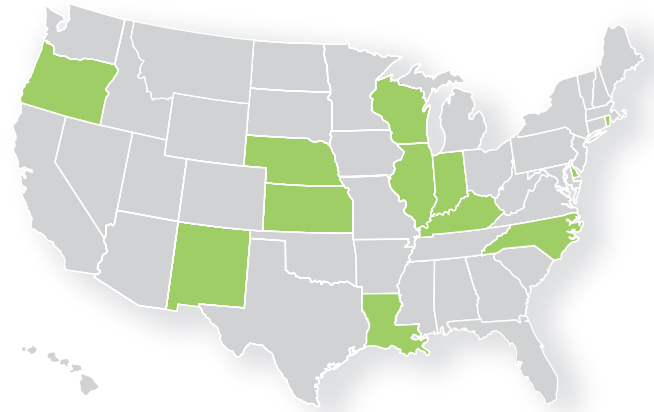
# Hospital Fund Monthly Rates • Area 3

## Single Rates

### Base Policy

Issue	\$250		\$500		\$1000		\$1500		\$2000	
	Male	Female	Male	Female	Male	Female	Male	Female	Male	Female
Age										
18-44	12.76	19.97	14.56	24.57	18.18	33.77	21.81	42.96	25.42	52.16
45-54	14.57	15.60	18.04	18.88	24.97	25.45	31.92	32.00	38.86	38.55
55-64	17.63	17.98	22.69	22.61	32.83	31.87	42.96	41.14	53.10	50.40
65-69	19.69	20.57	24.57	25.37	34.32	34.97	44.07	44.56	53.83	54.17
<b>\$50 Optional Daily Benefit</b>										
18-44	1.76	3.07	1.76	3.07	1.76	3.07	1.76	3.07	1.76	3.07
45-54	3.48	3.06	3.48	3.06	3.48	3.06	3.48	3.06	3.48	3.06
55-64	5.40	4.73	5.40	4.73	5.40	4.73	5.40	4.73	5.40	4.73
65-69	5.75	5.20	5.75	5.20	5.75	5.20	5.75	5.20	5.75	5.20
<b>\$100 Optional Daily Benefit</b>										
18-44	3.52	6.15	3.52	6.15	3.52	6.15	3.52	6.15	3.52	6.15
45-54	6.98	6.10	6.98	6.10	6.98	6.10	6.98	6.10	6.98	6.10
55-64	10.79	9.45	10.79	9.45	10.79	9.45	10.79	9.45	10.79	9.45
65-69	11.48	10.39	11.48	10.39	11.48	10.39	11.48	10.39	11.48	10.39
<b>\$200 Optional Daily Benefit</b>										
18-44	7.04	12.29	7.04	12.29	7.04	12.29	7.04	12.29	7.04	12.29
45-54	13.95	12.21	13.95	12.21	13.95	12.21	13.95	12.21	13.95	12.21
55-64	21.58	18.92	21.58	18.92	21.58	18.92	21.58	18.92	21.58	18.92
65-69	22.96	20.80	22.96	20.80	22.96	20.80	22.96	20.80	22.96	20.80

## Policy - 90840



## Single Parent Rates

### Base Policy

Issue	\$250		\$500		\$1000		\$1500		\$2000	
	Male	Female	Male	Female	Male	Female	Male	Female	Male	Female
Age										
18-44	29.09	45.53	33.20	56.02	41.44	76.99	49.71	97.95	57.97	118.92
45-54	33.22	35.57	41.14	43.05	56.94	58.01	72.77	72.95	88.61	87.89
55-64	40.20	40.98	51.73	51.55	74.85	72.67	97.95	93.79	121.06	114.91
65-69	44.89	46.90	56.02	57.83	78.24	79.72	100.48	101.60	122.73	123.51
<b>\$50 Optional Daily Benefit</b>										
18-44	4.01	7.00	4.01	7.00	4.01	7.00	4.01	7.00	4.01	7.00
45-54	7.94	6.97	7.94	6.97	7.94	6.97	7.94	6.97	7.94	6.97
55-64	12.31	10.79	12.31	10.79	12.31	10.79	12.31	10.79	12.31	10.79
65-69	13.10	11.85	13.10	11.85	13.10	11.85	13.10	11.85	13.10	11.85
<b>\$100 Optional Daily Benefit</b>										
18-44	8.02	14.02	8.02	14.02	8.02	14.02	8.02	14.02	8.02	14.02
45-54	15.91	13.92	15.91	13.92	15.91	13.92	15.91	13.92	15.91	13.92
55-64	24.58	21.56	24.58	21.56	24.58	21.56	24.58	21.56	24.58	21.56
65-69	26.17	23.70	26.17	23.70	26.17	23.70	26.17	23.70	26.17	23.70
<b>\$200 Optional Daily Benefit</b>										
18-44	16.06	28.01	16.06	28.01	16.06	28.01	16.06	28.01	16.06	28.01
45-54	31.82	27.83	31.82	27.83	31.82	27.83	31.82	27.83	31.82	27.83
55-64	49.20	43.13	49.20	43.13	49.20	43.13	49.20	43.13	49.20	43.13
65-69	52.35	47.42	52.35	47.42	52.35	47.42	52.35	47.42	52.35	47.42

## Family Rates

### Base Policy

Issue	\$250	\$500	\$1000	\$1500	\$2000
	Unisex	Unisex	Unisex	Unisex	Unisex
Age					
18-44	61.04	72.98	96.88	120.79	144.69
45-54	56.27	68.87	94.03	119.21	144.37
55-64	66.40	84.49	120.66	156.84	193.01
65-69	75.09	93.14	129.21	165.31	201.41
<b>\$50 Optional Daily Benefit</b>					
18-44	9.00	9.00	9.00	9.00	9.00
45-54	12.20	12.20	12.20	12.20	12.20
55-64	18.88	18.88	18.88	18.88	18.88
65-69	20.41	20.41	20.41	20.41	20.41
<b>\$100 Optional Daily Benefit</b>					
18-44	18.02	18.02	18.02	18.02	18.02
45-54	24.39	24.39	24.39	24.39	24.39
55-64	37.74	37.74	37.74	37.74	37.74
65-69	40.79	40.79	40.79	40.79	40.79
<b>\$200 Optional Daily Benefit</b>					
18-44	36.05	36.05	36.05	36.05	36.05
45-54	48.80	48.80	48.80	48.80	48.80
55-64	75.53	75.53	75.53	75.53	75.53
65-69	81.61	81.61	81.61	81.61	81.61

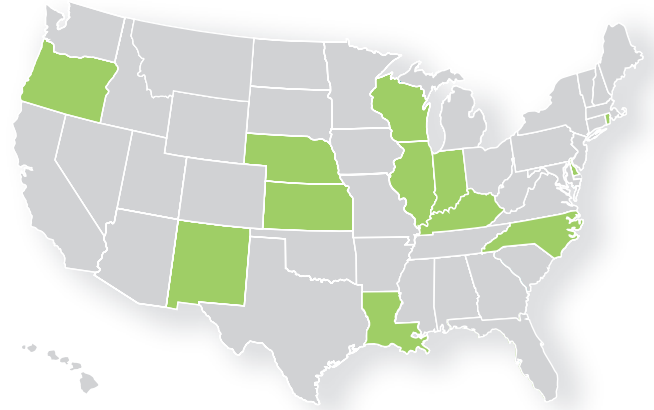
# Hospital Fund Semi-Annual Rates • Area 3

## Single Rates

### Base Policy

Issue	\$250		\$500		\$1000		\$1500		\$2000	
	Male	Female	Male	Female	Male	Female	Male	Female	Male	Female
Age										
18-44	76.54	119.82	87.36	147.44	109.07	202.61	130.84	257.78	152.55	312.95
45-54	87.43	93.61	108.26	113.30	149.86	152.68	191.52	191.99	233.19	231.30
55-64	105.78	107.86	136.15	135.68	196.97	191.25	257.78	246.83	318.60	302.40
65-69	118.14	123.45	147.44	152.21	205.90	209.80	264.43	267.39	322.97	325.05
<b>\$50 Optional Daily Benefit</b>										
18-44	10.55	18.42	10.55	18.42	10.55	18.42	10.55	18.42	10.55	18.42
45-54	20.90	18.35	20.90	18.35	20.90	18.35	20.90	18.35	20.90	18.35
55-64	32.39	28.36	32.39	28.36	32.39	28.36	32.39	28.36	32.39	28.36
65-69	34.48	31.18	34.48	31.18	34.48	31.18	34.48	31.18	34.48	31.18
<b>\$100 Optional Daily Benefit</b>										
18-44	21.10	36.90	21.10	36.90	21.10	36.90	21.10	36.90	21.10	36.90
45-54	41.87	36.63	41.87	36.63	41.87	36.63	41.87	36.63	41.87	36.63
55-64	64.72	56.72	64.72	56.72	64.72	56.72	64.72	56.72	64.72	56.72
65-69	68.88	62.36	68.88	62.36	68.88	62.36	68.88	62.36	68.88	62.36
<b>\$200 Optional Daily Benefit</b>										
18-44	42.27	73.72	42.27	73.72	42.27	73.72	42.27	73.72	42.27	73.72
45-54	83.73	73.25	83.73	73.25	83.73	73.25	83.73	73.25	83.73	73.25
55-64	129.50	113.50	129.50	113.50	129.50	113.50	129.50	113.50	129.50	113.50
65-69	137.76	124.79	137.76	124.79	137.76	124.79	137.76	124.79	137.76	124.79

## Policy - 90840



## Single Parent Rates

### Base Policy

Issue	\$250		\$500		\$1000		\$1500		\$2000	
	Male	Female	Male	Female	Male	Female	Male	Female	Male	Female
Age										
18-44	174.52	273.17	199.18	336.14	248.64	461.94	298.30	587.73	347.83	713.53
45-54	199.32	213.43	246.83	258.32	341.65	348.10	436.67	437.74	531.69	527.39
55-64	241.18	245.89	310.40	309.32	449.10	436.06	587.73	562.74	726.37	689.47
65-69	269.34	281.44	336.14	347.02	469.46	478.33	602.92	609.64	736.38	741.08
<b>\$50 Optional Daily Benefit</b>										
18-44	24.06	42.00	24.06	42.00	24.06	42.00	24.06	42.00	24.06	42.00
45-54	47.65	41.80	47.65	41.80	47.65	41.80	47.65	41.80	47.65	41.80
55-64	73.86	64.72	73.86	64.72	73.86	64.72	73.86	64.72	73.86	64.72
65-69	78.63	71.10	78.63	71.10	78.63	71.10	78.63	71.10	78.63	71.10
<b>\$100 Optional Daily Benefit</b>										
18-44	48.12	84.14	48.12	84.14	48.12	84.14	48.12	84.14	48.12	84.14
45-54	95.49	83.53	95.49	83.53	95.49	83.53	95.49	83.53	95.49	83.53
55-64	147.51	129.36	147.51	129.36	147.51	129.36	147.51	129.36	147.51	129.36
65-69	157.05	142.20	157.05	142.20	157.05	142.20	157.05	142.20	157.05	142.20
<b>\$200 Optional Daily Benefit</b>										
18-44	96.37	168.07	96.37	168.07	96.37	168.07	96.37	168.07	96.37	168.07
45-54	190.92	166.99	190.92	166.99	190.92	166.99	190.92	166.99	190.92	166.99
55-64	295.21	258.79	295.21	258.79	295.21	258.79	295.21	258.79	295.21	258.79
65-69	314.10	284.53	314.10	284.53	314.10	284.53	314.10	284.53	314.10	284.53

## Family Rates

### Base Policy

Issue	\$250	\$500	\$1000	\$1500	\$2000
	Unisex	Unisex	Unisex	Unisex	Unisex
Age					
18-44	366.24	437.88	581.28	724.75	868.16
45-54	337.62	413.22	564.21	715.28	866.28
55-64	398.43	506.96	724.02	941.07	1,158.13
65-69	450.58	558.84	775.29	991.87	1,208.53
<b>\$50 Optional Daily Benefit</b>					
18-44	54.03	54.03	54.03	54.03	54.03
45-54	73.18	73.18	73.18	73.18	73.18
55-64	113.30	113.30	113.30	113.30	113.30
65-69	122.44	122.44	122.44	122.44	122.44
<b>\$100 Optional Daily Benefit</b>					
18-44	108.13	108.13	108.13	108.13	108.13
45-54	146.36	146.36	146.36	146.36	146.36
55-64	226.47	226.47	226.47	226.47	226.47
65-69	244.74	244.74	244.74	244.74	244.74
<b>\$200 Optional Daily Benefit</b>					
18-44	216.32	216.32	216.32	216.32	216.32
45-54	292.79	292.79	292.79	292.79	292.79
55-64	453.20	453.20	453.20	453.20	453.20
65-69	489.69	489.69	489.69	489.69	489.69

